

E-rate Training for Beginners

Funding Year 2022



Presented by Julie Tritt Schell
PA E-rate Coordinator
for the Pennsylvania Department of Education
February 2022

What is E-rate?

- Annual \$3.9 billion federal program
 - Funding does not come from federal budget
- Provides 20-90% discounts on eligible services and equipment
- Bedrock principles:
 - All equipment and services must be competitively bid on USAC website for at least 28 days
 - Applicants MUST pay their non-discounted share (cannot be waived)
 - For example, if your discount is 60%, you must pay 40%
- FCC sets all rules and policy
 - USAC (SLD) manages the program/application process
 - CSB = Client Service Bureau answers questions
 - **888-203-8100**
 - PIA = Program Integrity Assurance team reviews applications/invoices
- Program is highly deadline restrictive

FY 2022 Application Cycle

- Funding years named for the year in which they begin
 - FY 2022 = July 1, 2022 – June 30, 2023
 - Application process begins 6-10 months ahead of start of next funding year

FUNDING YEAR 2022 APPLICATION CYCLE																															
									FY 2022 - Non-Recurring Services/Equipment Purchases - April 1, 2022 - Sept 30, 2023																						
									FY 2022 - Recurring Services - July 1, 2022 - June 30, 2023																						
		Sept	Oct	Nov	Dec	Jan	Feb	Mar	Apr	May	June	July	Aug	Sept	Oct	Nov	Dec	Jan	Feb	Mar	Apr	May	June	July	Aug	Sept	Oct	Nov	Dec	Jan	
Form	Description	2021	2021	2021	2021	2022	2022	2022	2022	2022	2022	2022	2022	2022	2022	2022	2022	2023	2023	2023	2023	2023	2023	2023	2023	2023	2023	2023	2023	2023	
470	Competitive Bidding Window (min. 29 days)	July 1, 2021 - Mid February 2022																													
AW	Administrative Window (EPC Profile Updates)	Oct - Mid Jan. 2022																													
	Newly Signed Vendor Contracts Uploaded to EPC																														
471	Funding Request Application Window					Mid Jan - Late Mar. 2022																									
PIA/ FCDL	PIA Review/Funding Decision Letters (FCDL) Issued								April 2022 - Sept 1, 2023																						
486	CIPA Certification/Turn on Funding																														
472	BEAR Deadline - Recurring Services																									Oct 28					
	BEAR Deadline - Non-Recurring Services																											Jan 28			

How to Be E-rate Successful

- Read (and distribute) listserve messages
 - Are you on the PA E-rate listserve? (e-mail Julie, if not)
 - Are you subscribed to the USAC E-rate Newsbrief?
<https://fe391570756406797d1477.pub.s10.sfmc-content.com/3n2usens2cz>
 - Read E-rate Onboarding Guide: http://e-ratepa.org/?page_id=747
- Document and retain everything
 - Stay organized!
- Use PA E-rate website: www.e-ratepa.org
 - Helpful Documents
- Attend content-specific webinars
- Have patience




What Entities are Eligible in PA?

- Public libraries eligible for LSTA funding
 - Includes bookmobiles
- Public and non-public non-profit K-12 schools
 - Pre-k eligible (ages 3+)
 - Head Start (if operated by a public school entity)
- Consortia comprised of eligible entities
- Non-Instructional Facilities (NIFs)
 - Admin buildings, bus barns, data centers, etc.
 - Only eligible for broadband/internet services (not equipment)
- Every “organization” has an E-rate Billed Entity Number (BEN)
- Every “building” must have an Entity Number
 - Call USAC to obtain Entity Numbers for new buildings



One Portal (aka EPC)

- Account and application management portal
 - Launched in FY 2016
- Almost all E-rate forms, letters and interactions are based in One Portal
- Every “Billed Entity” has a One Portal Account
- Every Portal Account has “Users”
 - Username is your e-mail address, all lower case
 - One of the Users is the Account Administrator (AA)
- Multi-Factor Authentication (MFA) required to log-in
 - Will be required to set up text/e-mail validation code notification preferences first time logging in to EPC
 - Set up text validation!
-  USAC at 888-203-8100 for One Portal assistance


E-rate Eligible Services and Equipment



Categories of Service

- **Category 1** – Services that go TO the school or library

- Subcategories:
 - Data Transmission Services (fiber, coaxial cable, etc.)
 - Internet Access
- Maximum discount is 90%
- No E-rate funding caps



- **Category 2** – Services/equipment that go INSIDE the school or library

- Subcategories:
 - Internal Connections
 - Basic Maintenance of Internal Connections
 - Managed Internal Broadband Services (MIBS)
- Maximum discount is 85%
- Subject to 5-year “C2 Budget” (funding cap)



What's Eligible for Category 1 Funding?



2 Sub-Categories for C1

- Data Transmission Services
- Internet Access

C1: Data Transmission Services

Most Common:

- Leased Lit Fiber
- Cable Modem/DSL/FIOS
- Microwave Service

Also Used:

- Leased Dark Fiber *
- Self-Provisioned Fiber (Build/Own Your Own Network) *
- Special Construction Charges
 - Costs for vendor to build-out network
- Installation Charges
 - One-time charge to “turn on” service

Also Eligible (less common):

- Broadband over Power Lines
- T-1, T-3, Fractional T-1
- DS-1, DS-2, DS-3
- OC-1, OC-3, OC-12, OC-n
- Frame Relay
- ISDN
- Satellite Services
- Wireless data plans *
- If no Wi-Fi access, must prove that data plans are most cost effective option

* Additional bidding requirements apply

Not Eligible:

- Voice services
- Duplicative (redundant) services



C1: Internet Access Services

- Two main types:
 - **Bundled Internet** (most common)
 - Internet and transport are bundled together
 - May be eligible for **CABIO** bidding exemption option *
 - **Stand-alone, commodity Internet** (rare)
 - No transport included
- Be careful which description to select during bidding process
- Filtering is not eligible

*** CABIO - Commercially Available Bundled Internet Option**

- Commercially available Internet packages that cost less than \$3,600/year (includes taxes, equipment rentals, installation), per building (pre-discount) can be purchased without bidding (posting a Form 470)
- Minimum speed must be 100 mbps downstream and 10 mbps upstream
- **This is mostly geared toward small libraries and small non-public schools using cable modem services**

What is Special Construction?



- “Build” Charges - One time charges incurred for physical installation of new fiber service
- Special PIA Review - Examples at: <http://e-ratepa.org/wp-content/uploads/2014/03/4-7-Fiber-Questions.pdf>
- Applicants can ask vendors for up to a 4-year payment plan for the non-discounted share of these costs
- E-rate will pay for entire discounted amount in 1st year
 - **For example:** If there is a \$100,000 special construction charge & applicant has 60% E-rate discount:
 - E-rate will pay discounted amount of \$60,000 in Year 1 of contract
 - Applicant may request to pay vendor the non-discount amount of \$40,000 over 4 years (\$10k/year)

What's Eligible for Category 2 Funding?



3 Sub-Categories for C2

- Internal Connections (main)
- Basic Maintenance (BMIC)
- Managed Internal Broadband Services (MIBS)

Internal Connections

- Wireless Access Points/Controllers
- Network Routers & Switches
- In-Building Structured Cabling
- Caching Servers
 - Only eligible servers
- Firewalls
 - No advanced functions are eligible, like anti-spam, anti-virus, etc.
- Racks and UPSs
 - That support eligible equipment only
 - Network cards aren't eligible
- Equipment licenses
 - Multi-year licenses can be requested in first year
- Cloud-based functionality of this equipment
- Operating system software to support eligible equipment
- Installation and configuration
 - If wanted, be sure to specify this in your 470/RFP
- Taxes and fees
- Basic training on use of equipment
- Not eligible:
 - Storage Devices
 - Voice/Video Components
 - End User Devices

Internal Connections Purchase Timeline

- Applicants have full 18 months to purchase/install equipment
- Equipment can be purchased/installed as early as April 1, prior to funding year start and as late as September 30 following the funding year
 - For example, applicants can purchase equipment on April 1, 2022 for FY 2022, even though funding year doesn't begin until July 1, 2022
 - **However...** vendors/applicants cannot be reimbursed from USAC until July 1
 - Applicants that purchase equipment prior to receiving funding commitment letter are risking paying full price
 - For FY 2022, the last date equipment can be purchased/installed is September 30, 2023

FUNDING YEAR 2022 APPLICATION CYCLE																																				
												FY 2022 - Non-Recurring Services/Equipment Purchases - April 1, 2022 - Sept 30, 2023																								
												FY 2022 - Recurring Services - July 1, 2022 - June 30, 2023																								
Form	Description	Sept 2021	Oct 2021	Nov 2021	Dec 2021	Jan 2022	Feb 2022	Mar 2022	Apr 2022	May 2022	June 2022	July 2022	Aug 2022	Sept 2022	Oct 2022	Nov 2022	Dec 2022	Jan 2023	Feb 2023	Mar 2023	Apr 2023	May 2023	June 2023	July 2023	Aug 2023	Sept 2023	Oct 2023	Nov 2023	Dec 2023	Jan 2024						
470	Competitive Bidding Window (min. 29 days)	July 1, 2021 - Mid February 2022																																		
AW	Administrative Window (EPC Profile Updates)		Oct - Mid Jan. 2022																																	
	Newly Signed Vendor Contracts Uploaded to EPC																																			
471	Funding Request Application Window					Mid Jan - Late Mar. 2022																														
PIA/FCDL	PIA Review/Funding Decision Letters (FCDL) Issued								April 2022 - Sept 1, 2023																											
486	CIPA Certification/Turn on Funding																																			
472	BEAR Deadline - Recurring Services																											Oct 28								
	BEAR Deadline - Non-Recurring Services																														Jan 21					

Basic Maintenance (BMIC)

- Special eligibility conditions:
 - 100% eligible = basic tech support, configuration changes
 - Costs common when purchasing new equipment
 - Not eligible = Next Business Day equipment replacement
 - Conditionally eligible = repair of equipment, cable maintenance
 - E-rate will commit based on amount of contract
 - BUT.... Will only reimburse for time/parts used
 - C2 budget takes “hit” based on full commitment, not funds “used”
- Multi-year contracts must be amortized
 - Cannot apply for full cost of multi-year BMIC contract in Year 1
 - Must amortize and request discounts for that year, annually
- Can only be for services/work performed from during 12 month funding year (7/1/2022 – 6/30/2023)
 - Does not follow the 4/1/2022 – 9/30/2023 schedule
 - Does not follow the first 12 months of ownership schedule

**For these reasons, I do not recommend applicants use their C2 budgets for BMIC.
Rather, use C2 budgets for eligible equipment/installation.**



Managed Internal Broadband Svcs

- Managed Internal Broadband Services (MIBS)
- Covers the operation, management, or monitoring of a LAN
- 2 Options:
 - Paying an outside vendor to own/maintain the equipment
 - Paying an outside vendor to maintain school-owned equipment
- Subject to the C2 budget caps
- Has traditionally not been popular among districts, just small schools and libraries that don't have their own IT staff

Equipment Transfer/Disposal Rules

- **Transfers:** Beginning July 1, 2021, E-rate funded equipment from any year may be transferred between eligible buildings
 - If equipment is transferred between buildings within 5 years from date of purchase, must record reason and date of transfer and update asset inventory
 - No notice to USAC is required
 - Asset inventory must be retained for 10 years from date of purchase
- **Disposal:** Equipment may be disposed of, sold, transferred, etc. from 5 years from the date of installation
 - No notice to USAC required but asset inventory must be updated

NIFs Not Eligible for C2 Funding

- Non-instructional facilities (NIFs) are not eligible for C2 funding
 - Must deduct proportional share of NIFs use of any shared equipment
- Equipment may be housed at a NIF, however
 - For example, a Wireless Controller may be housed at data center
 - Wireless Access Points for NIFs may not be purchased with E-rate funds



After 5 years, transfer equipment to NIF

Discount Calculations



Calculating School Discounts

- **Discount level for schools based on 2 factors:**
 - % of students – district wide - who are eligible for National School Lunch Program (**NSLP**)
 - Doesn't matter if school serves lunch or participates in NSLP
 - CTCs use their own students' data, not sending schools' data
 - CEP schools' 1.6 multiplier calculated automatically
 - PDE data will contain raw CEP data to use
 - Alternatives to using NSLP data available
 - Whether a majority of schools buildings are considered **rural**
 - Designations already in EPC
- Using this data, 'Discount Matrix' is then used to determine discounts

Note: Due to COVID, for FY 2021 and FY 2022, the FCC allowed schools to use FY 2020 approved data

School District Example

School	Urban/Rural	Enrollment	NSLP	
DALLASTOWN EL SCH	R	185	83	
LOGANVILLE-SPRINGFIELD EL SCH	R	434	77	
YORK TWP EL SCH	R	463	176	
ORE VALLEY EL SCH	U	554	191	
DALLASTOWN AREA SHS	U	1715	366	
LEADERS HEIGHTS EL SCH	U	164	33	
DALLASTOWN AREA MS	U	1003	282	
Administration Office	n/a	1380	408	
DALLASTOWN AREA SCHOOL DISTRICT	U	4518	1208	26.7%

% NSLP = 27%

Not a majority of schools are Rural

Discount Matrix

Category 1

Category 2

Income % of students in the school that qualify for the NSLP...	Category 1 Urban Discount	Category 1 Rural Discount
Less than 1%	20%	25%
1% to 19%	40%	50%
20% to 34%	50%	60%
35% to 49%	60%	70%
50% to 74%	80%	80%
75% to 100%	90%	90%

Category 2 Urban Discount	Category 2 Rural Discount
20%	25%
40%	50%
50%	60%
60%	70%
80%	80%
85%	85%

Calculating Consortia Discounts

- Based on the **simple average** of all consortia members' discounts

Consortia Members	Member Calculated Discount
District A	50%
District B	60%
District C	80%
Consortia Discount	63%
	$(50+60+80)/3$

- Consortia are only entities that will have non-matrix discount
- Most common consortia are IU RWANs

Category 2 Budget Calculations



Category 2, 5-Year Funding Caps

- **Current C2 budget cycle – Funding Years 2021 – 2025**
 - All C2 budgets will reset in FY 2026 and no funding will be carried over
 - Budget multipliers will not increase with inflation during 5-year cycle
 - C2 budgets are *pre-discount*
 - Applicants' E-rate discounts then apply

C2 budget multipliers:

Single Schools:

\$167 x total enrollment OR **\$25,000**, whichever total budget is greater

School Districts:

\$167 x total district enrollment, OR

\$25,000 x total number of schools in the district

– Whichever total budget is greater *

Independent Libraries:

\$4.50 x total square footage OR **\$25,000**, whichever total budget is greater

Library Systems:

\$4.50 x total square feet of all library branches OR **\$25,000**, whichever total budget is greater

- * Special C2 Budget Calculation by School for Smaller School Districts
- Enrollment for C2 budget can be used for entire budget cycle and doesn't have to be updated annually
 - But can update if enrollment has increased to take advantage of higher C2 budget

Category 2 Pre-Discount Budget


5-Year C2 Budget Cap*	E-rate Discount	E-rate Will Pay:	District's Share %	District Must Pay:
\$204,475	60%	\$122,685	40%	\$81,790

* The C2 Budget Cap is the **pre-discount price**. E-rate discounts will then apply **on top of** the budget cap. In this example, district would still owe their 40% non-discounted share

- Future funding years: To determine what “**remains**” in a C2 budget for future years in the C2 “cycle”, take the 5-Year Budget Cap and subtract the pre-discount amounts of what has been “committed” in the previous year(s) of the C2 cycle

What is YOUR Remaining Category 2 Pre-Discount Budget?

- <https://opendata.usac.org/E-rate/E-rate-C2-Budget-Tool-FY2021-/8z69-hkn7>
 - Enter BEN to filter just your entity’s data



Filters (1) ×

[Clear All](#)

State

Applicant Type

City

Billed Entity Name

BEN

Consulting Firm Name (CRN)

How Does USAC Obtain Enrollment & NSLP Data?

- Short answer: Each Billed Entity updates their schools' EPC profiles annually during an "Admin Window"
 - System automatically calculates discounts
 - Discount Data is then be ported into E-rate application from EPC
- Admin Windows are typically open from early October – 1st week in January
 - For Funding Year 2022, Admin Window was open October 26 – Jan 10
 - Libraries do not enter this data
 - EPC linked to school district in which the library (or main library in a system) is located
- C2 enrollment and Discount enrollment/NSLP data entered in different fields

Requesting More Funding Than Remains in C2 Budget

Don't Do It.

Ever.

Ever.

- What happens if you do?
 - Your E-rate application will go into manual processing
 - Will be required to identify exactly what FRN line items should be reduced or eliminated to come into budget



The Application Process





Application Process Overview

E-rate Step	Suggested Timeline
1) Assess Needs/Create Your Plan	August - November
2) Update EPC Profiles - Admin Window	Oct - early January
3) Bid All New Services/Equipment – Form 470	Now – early December
4) Bid Evaluation	January/February
5) Board Approval/Sign Contracts	January/February
6) Request E-rate Funding – Form 471	February – March 22?
7) Application Review – PIA	April - August
8) Funding Commitment – FCDL	April - August
9) Turn-On Funding/CIPA Compliance – Form 486	FCDL receipt – October 28
10) Receive Services	July 1, 2022 – June 30, 2023
11) Pay Vendor	July 1, 2022 – June 30, 2023
12) Submit Invoice to USAC – Form 472 BEAR if paid vendor bill in full (vendor submits Form 474 SPI to USAC if you received discounted bills)	October 28, 2023 (deadline)

Step 3: Posting the Form 470

Purpose of the Form 470

- Online form to notify vendors of services and equipment for which you are seeking proposals
 - All equipment/services for which you will seek funding on the Form 471 must have been posted on a Form 470
- Vendors are invited to submit ' ' ' ' price quotes for 28 days from the date of certifying your Form 470 
 - List bid due date in text box
 - Build in an extra 2 weeks for vendor question deadline
- You are NOT obligated to purchase any service/equipment listed on Form 470 
- Category 1 and Category 2 can be filed on the same 470

When Must a Form 470 be Posted?

A Form 470 must be filed:

- 1) If a service is covered on a Month-to-Month basis (meaning no contract exists – these are mostly cable modem-type services);
- 2) At the beginning of any new contract
 - If you posted a Form 470 in a previous year, and then signed a multi-year contract that expires on or after June 30, 2023, you are not required to file a Form 470 for FY 2022
- 3) If you're upgrading service mid-contract and the upgrades and associated prices are not included in the original contract

List of FRN Rebidding Status available at: <http://e-ratepa.org/?p=33717>

Contract extensions:

- Contract extensions are permitted to be included in the original contract
- Must have a definite end
 - **OK:** For example, a 3-year contract, with two 1-year renewals. Will not require new 470 until the end of 5 years
 - **NOT OK:** 3-year contract that automatically renews. Will require new 470 at the end of 3 years
- Must notify vendor if you want to exercise one of your contract extensions
 - Can be as simple as an e-mail; some vendors want contract amendment
 - USAC will ask for this during your application review

Requests for Proposals (RFPs)

- RFPs not required, except for:
 - Minimum state bidding threshold requirements for equipment (public schools)
 - All applicants seeking dark fiber or self-provisioned fiber projects
- USAC considers any bidding document provided to vendors an RFP
- If issuing an RFP, all documents that constitute that RFP must be uploaded with Form 470 at time of filing
 - Cannot cite to a website bidding advertisement
 - **Important:** Any addenda or other documents given to vendors after the Form 470 is filed must be uploaded to existing 470
 - Must restart 28-day clock if any changes are made to the original RFP
- Vendors cannot provide RFP language or bid lists

When to File the Form 470

Deadline: Form 470 must be posted online at least 29 days before the Form 471 window close

For example:

- If Form 471 deadline is March 22; therefore...
- February 22, 2022 = 470 Deadline
 - DO NOT wait this long! Gives you 1 day to evaluate bids, negotiate contracts, seek board approval, sign contracts, and then file the Form 471 by the 471 deadline
 - File 470 before December 1, if possible

Public Schools Only: PEPPM for C2

- In PA, public schools may use the state PEPPM contract for Category 2 purchases
- No Form 470 is required, but PEPPM mini-bid process is required
 - All vendors in a certain 'category' must receive mini-bid equipment list
 - Proposals must be accepted for 14 days
 - Factors besides price may be considered
- PEPPM bidding guide: http://e-ratepa.org/?page_id=6121

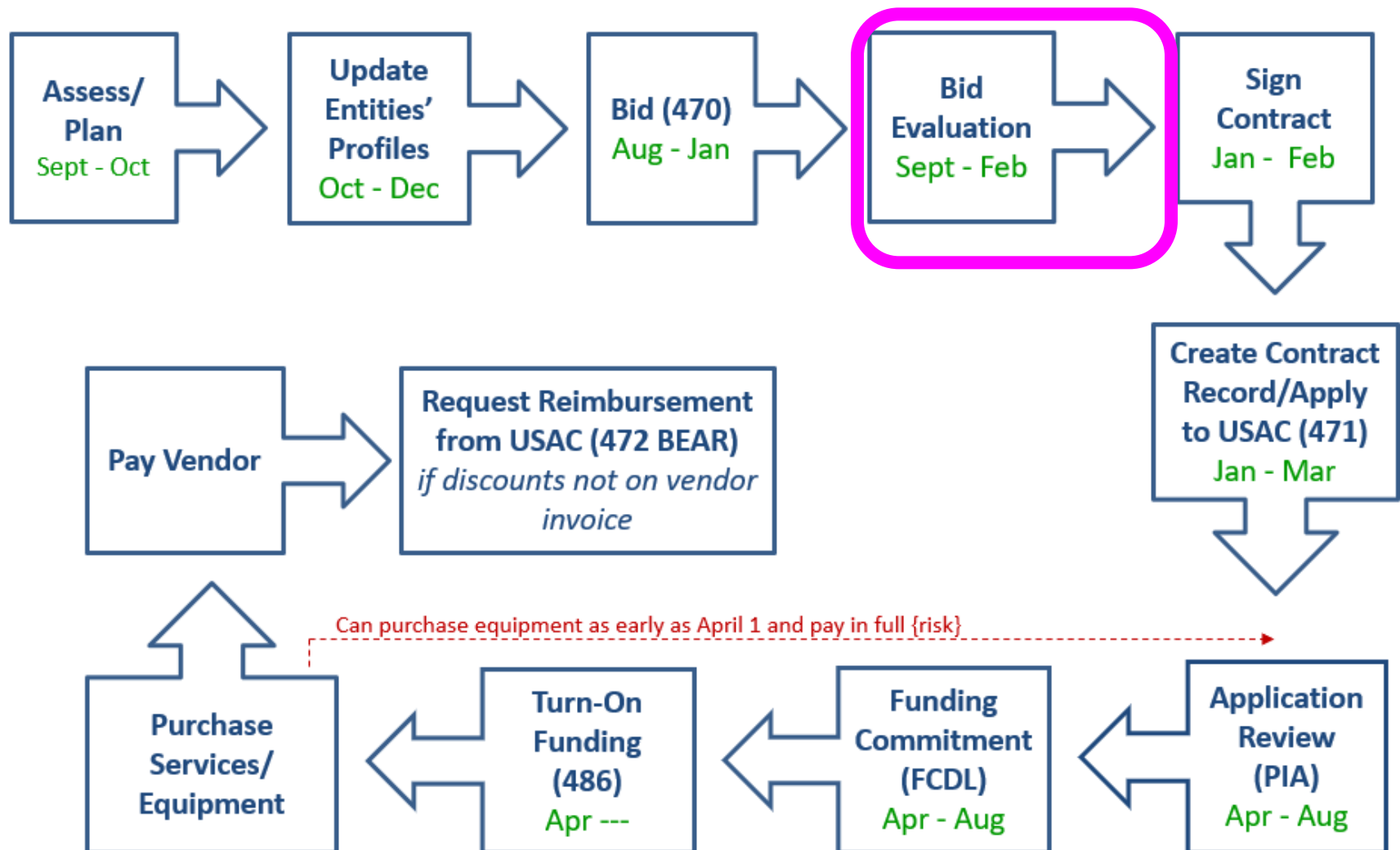


The screenshot shows the 'E-rate in Pennsylvania' website. The header includes the logo and navigation links: Home, Where To Start, and Listserve Archive. A dark blue navigation bar contains links for DISCOUNT CALCULATIONS, TRAINING & OUTREACH, COVID-19, PA FUNDING, HELPFUL DOCUMENTS, PEPPM CONTRACT, and E-RATE FILINGS. The breadcrumb trail reads 'Home » PA PEPPM Contract E-rate Information'. A red rectangular box highlights the 'PA PEPPM Contract E-rate Information' section header. Below this, the text states: 'For schools that choose to use the PEPPM Contract as the procurement option for their E-rate Category 2 applications, a mini-bid process must be conducted among all manufacturers that can provide that "category" of equipment in order to meet the E-rate requirement that all equivalent product lines must be provided the opportunity to submit proposals. This page provides a comprehensive, yet simple, step-by-step guide to conducting your PEPPM Mini-Bid and I encourage everyone to review the guide before you begin.' An image of hands writing on a document is visible in the bottom right corner.

During the Bidding Period...

- After the Form 470 has been posted online, vendors submit proposals directly to the school or library
- Proposals must be accepted for a minimum of 28 calendar days
 - Applicants should specify a bid deadline in the Form 470/RFP
 - Can be longer than 28 days
- Vendors will contact you if they need additional information
- When contacted by a vendor, you must indicate your willingness to receive a proposal for services listed on Form 470
 - Do NOT say you are just going to stay with your current vendor
- May conduct pre-bid meeting with vendors

Step 4... Evaluating Bids



Step 4: Evaluating Bids

- After the bid due date (which must be at least 29 days after 470 is posted), applicant must review all qualified bids received for all services or equipment
- Must create and retain bid evaluation matrix

Services: Price of eligible services/equipment MUST be the most heavily weighted factor during bid evaluation

- Examples of other evaluation criteria:
 - Quality of proposed solution
 - Cost of ineligible items
 - References
 - Experience with the vendor
 - Ability to meet installation deadline

Equipment: In PA, public schools must select low-bid among all qualified proposals unless using PEPPM contract (then can include bid evaluation factors)

- Retain all winning and losing bids and all correspondence between applicant and all vendors (winning and losing)

Disqualifying a Bid

- In order to DQ a bid, the bid disqualification reason must have been stated in the Form 470 or in the RFP
- **DQ reasons must be yes/no** (either they complied or they did not)
- *Examples:*
 - Vendor must submit a proposal by the deadline stated in the 470/RFP
 - Vendor must bid on all services requested in the 470/RFP
 - Vendor must be authorized to do business in PA
 - Equipment must be compatible with District's existing XXX equipment
 - Be sure to then list the existing equipment in the district
 - Equipment cannot be refurbished or "gray market"
 - Vendor must be willing to provide discounted bills
 - Vendor must attend pre-bid walk-through
 - Vendor must submit bid bond
- When disqualifying a bid, make a note of the exact reason for DQ reason and show where it was stated in the 470 or RFP

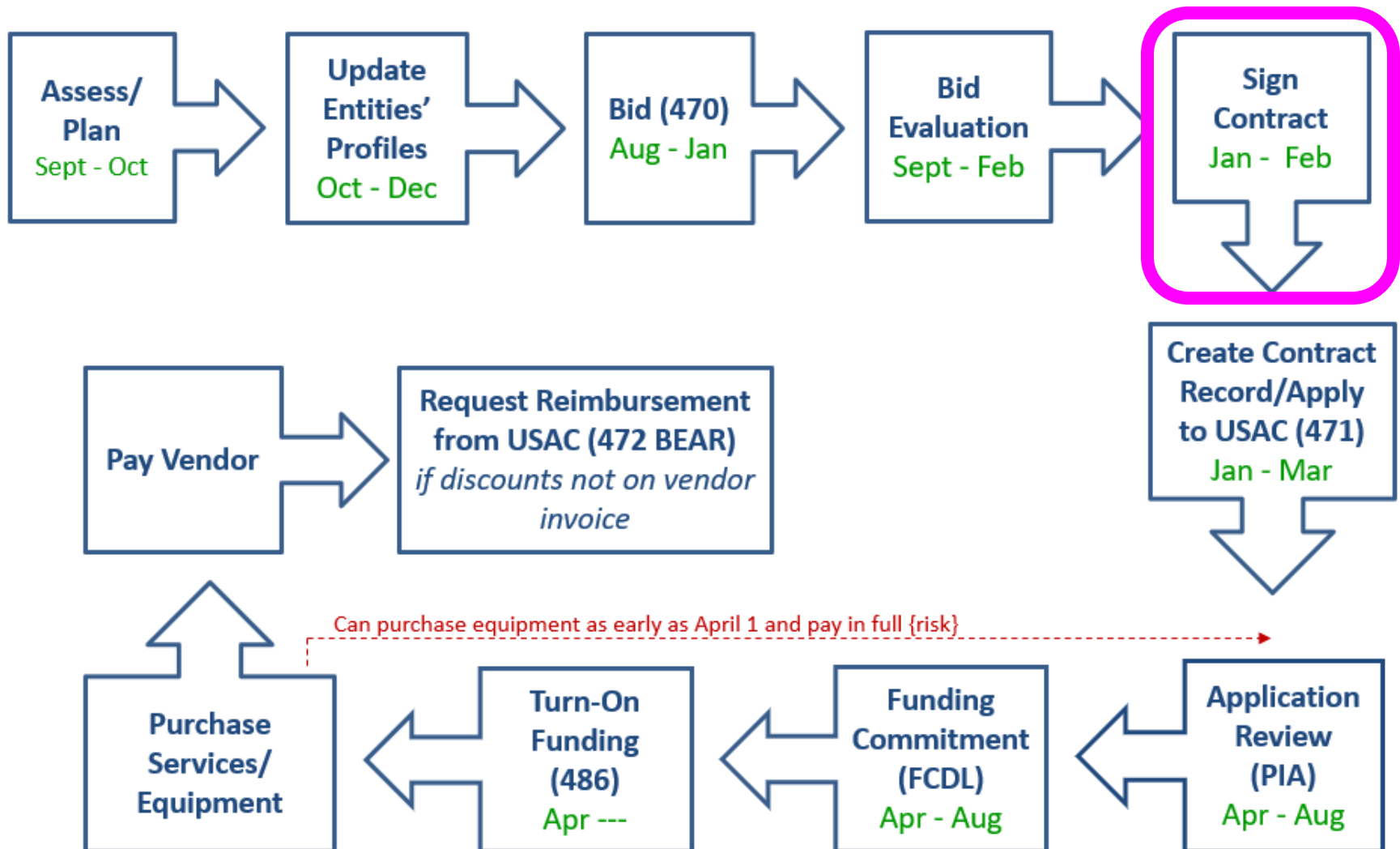


Bid Evaluation Matrix Example

Factor	Points Available	Vendor A	Vendor B	Vendor C
Proposal Cost		\$750	\$800	\$1000
-- Weighted Points (% to lowest bid)		100%	80%	75%
Price of Eligible Services/Equipment (weighted)	60	60	48	45
Ability to Meet Installation Timeline	20	10	10	20
Quality of Proposed Solution	10	10	10	10
References	10	8	8	5
TOTAL POINTS		88	76	80



Step 5... Signing Contracts

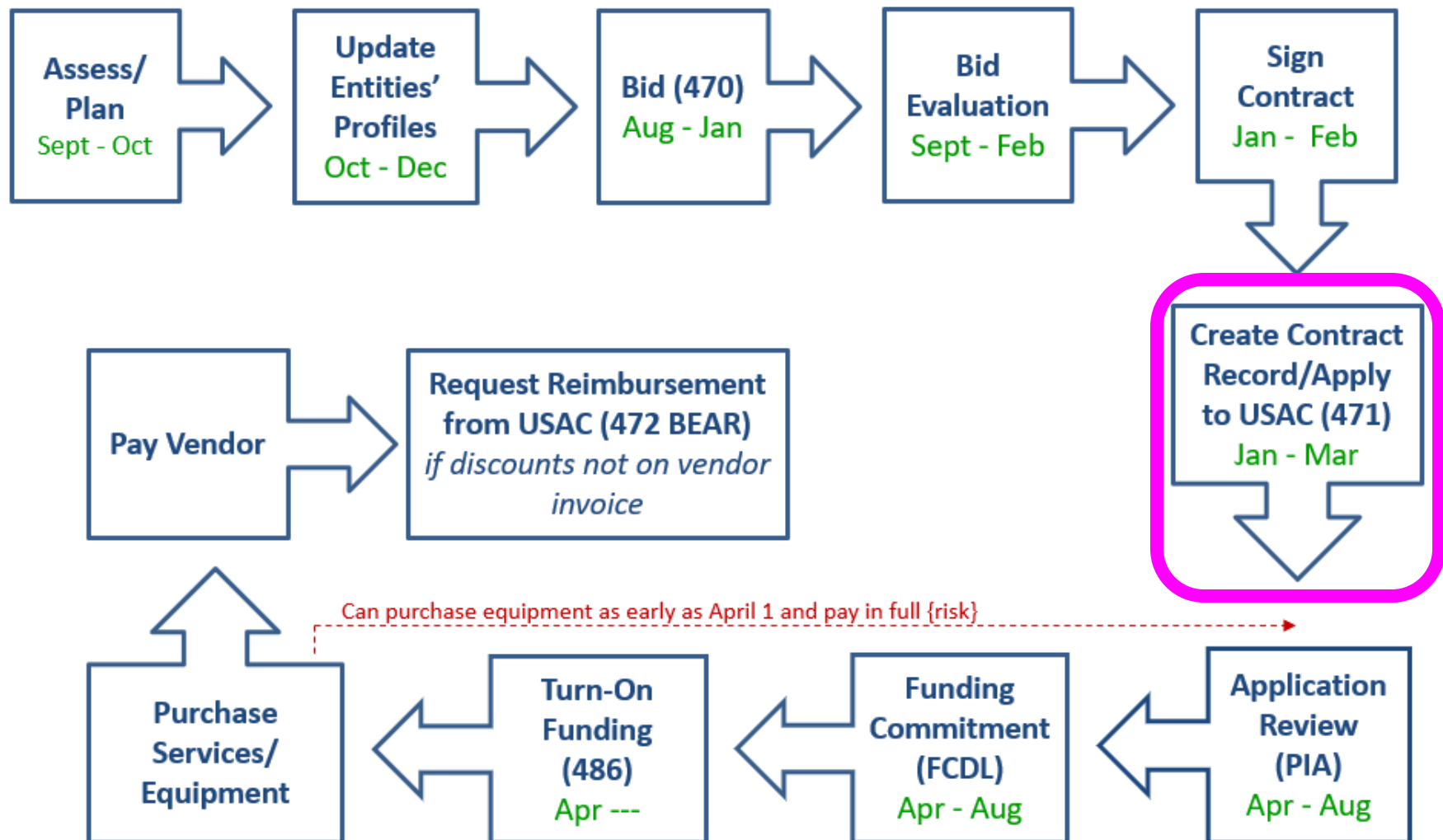


Vendor Contracts



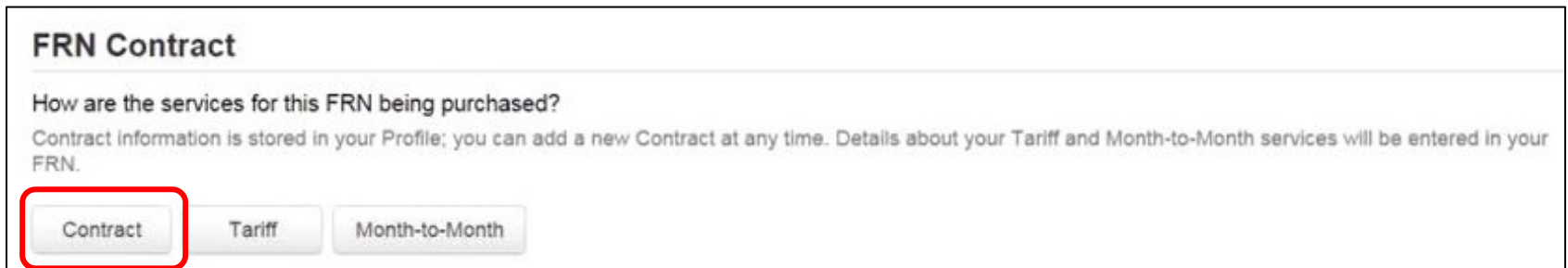
- Contracts must be signed/dated by the applicant before you submit Form 471
 - Unless receiving services on month-to-month basis
 - Vendor can sign after the Form 471 deadline
 - Obtain board approval, if required, prior to signing vendor contract
- Cannot select 2 vendors to provide the same service
 - FCC believes there should always be one bidder that is more 'cost effective' than any other
- Contract guidance available at: <http://e-ratepa.org/?p=32991>

Step 6: Contract Records/Applying for Funding (Form 471)



Purpose of Contracts Module

- When completing a Form 471 Funding Request on the 471, you must indicate how you will be purchasing the requested services – either via a Contract, Tariff or Month-to-Month (MTM) basis:



The screenshot shows a web interface for selecting a purchase method. At the top, it says "FRN Contract". Below that, a question asks "How are the services for this FRN being purchased?". A note states: "Contract information is stored in your Profile; you can add a new Contract at any time. Details about your Tariff and Month-to-Month services will be entered in your FRN." At the bottom, there are three buttons: "Contract", "Tariff", and "Month-to-Month". The "Contract" button is highlighted with a red rectangular border.

- If you select 'Contract,' you will then be asked to select from the list of your Contract Records from the Contract Module
- The Contract Record selected will then be "linked" to the Form 471 Funding Request
- All NEW contracts must be uploaded into the 'EPC Contract Module' before starting the Form 471

Step 6: Filing the Form 471

Purpose of the Form 471

- Filed by entity that actually pays the bills (the Billed Entity)
- Formally requests E-rate funding commitments from USAC
- Asks detailed questions about services or equipment
- Shows which entities are receiving service
- Shows discount calculations (from EPC)
- Links to a Contract Record(s) to show which Form 470 was used to bid services, contract signing dates, contract amounts, etc.

Funding Requests

- Each separate funding request is assigned a number, called a Funding Request Number (FRN)
- Each FRN is “built” by adding FRN Line Items

When and How Many to File

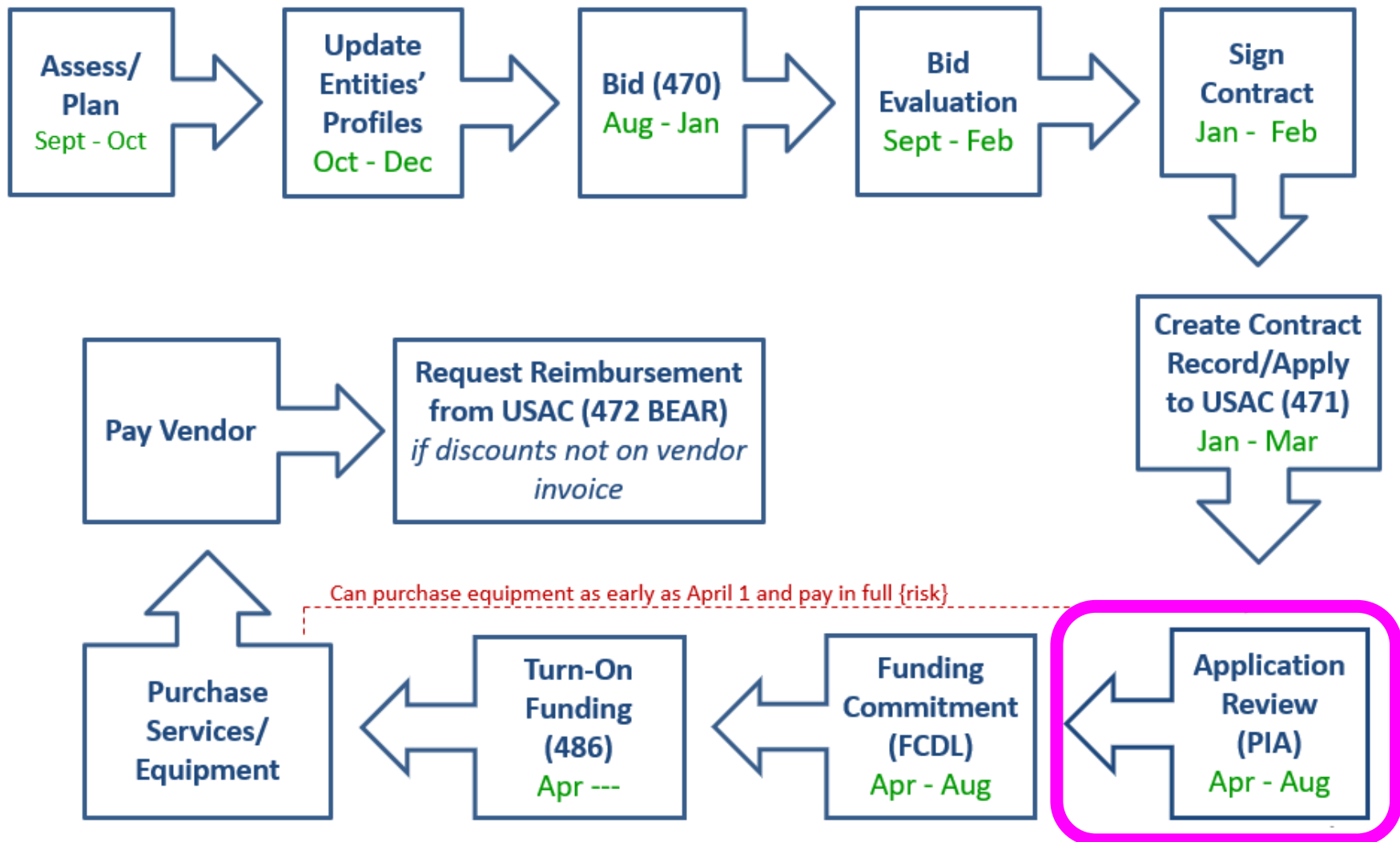
- FY 2022 Form 471 Application Window:
January 12 – March 22

Do **NOT** miss this deadline!



- Must be filed in EPC
- Category 1 and Category 2 must be filed on separate applications
 - Multiple applications are ok
- Read the listserve messages for important filing tips

Step 7: PIA Application Review



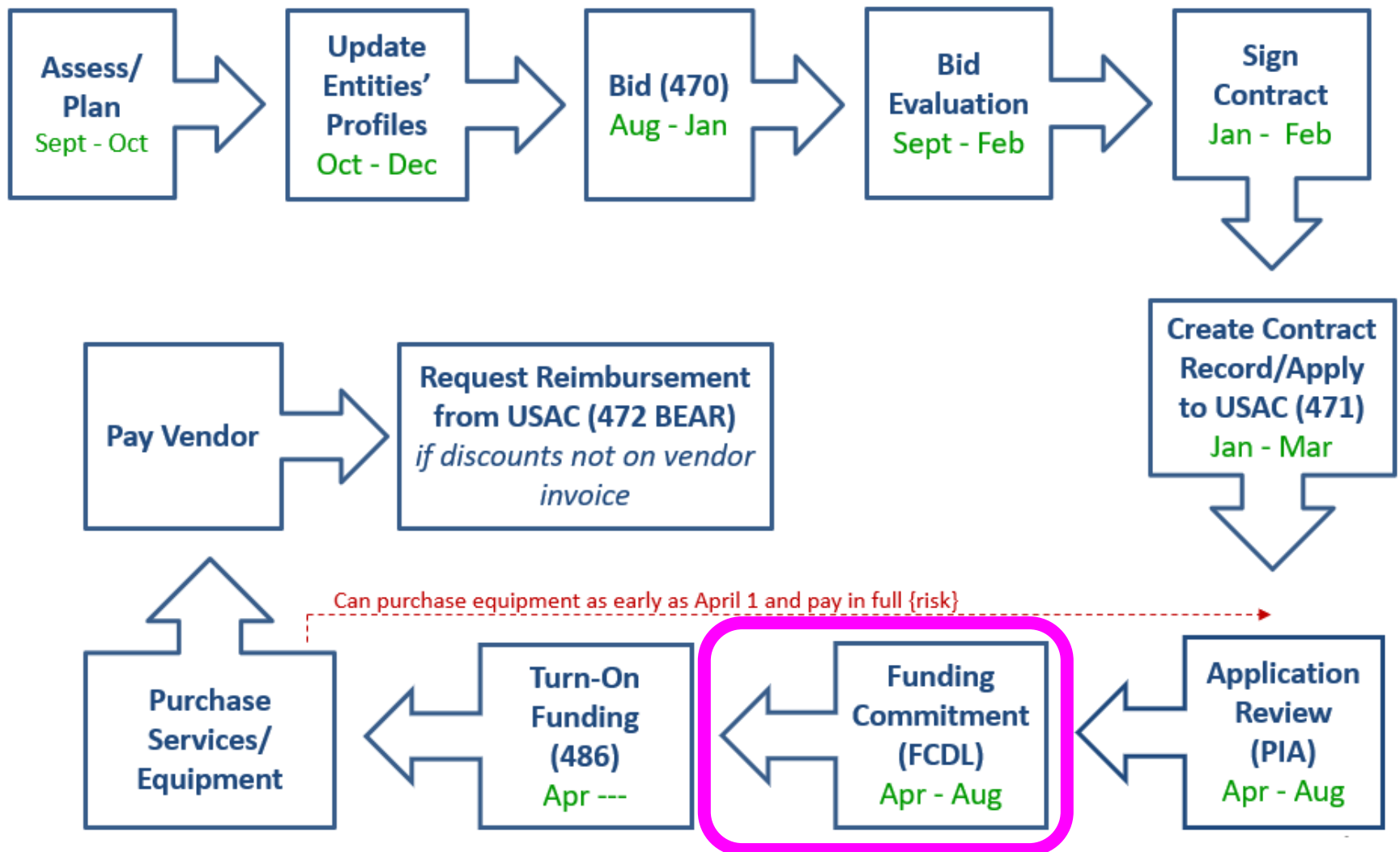
Step 7: PIA Review

Program Integrity Assurance (PIA) Review

- USAC team that reviews all applications submitted within the “Form 471 Window” and makes determination on funding approval/reductions/denials
- Checks for rule compliance
 - Eligible services
 - Eligible entities
 - Appropriate discount level
 - Competitive bidding violations
 - Category 2 budget levels
- The 471 main contact will receive an email notification that PIA questions are pending in EPC about their application
- Applicants have 15 days to respond
 - Can seek a single, 1-week extension
- PIA will notify if they intend to deny or reduce request



Step 8: Funding Commitment Decisions



Step 8: USAC Issues FCDL

FCDL = Funding Commitment Decision Letter

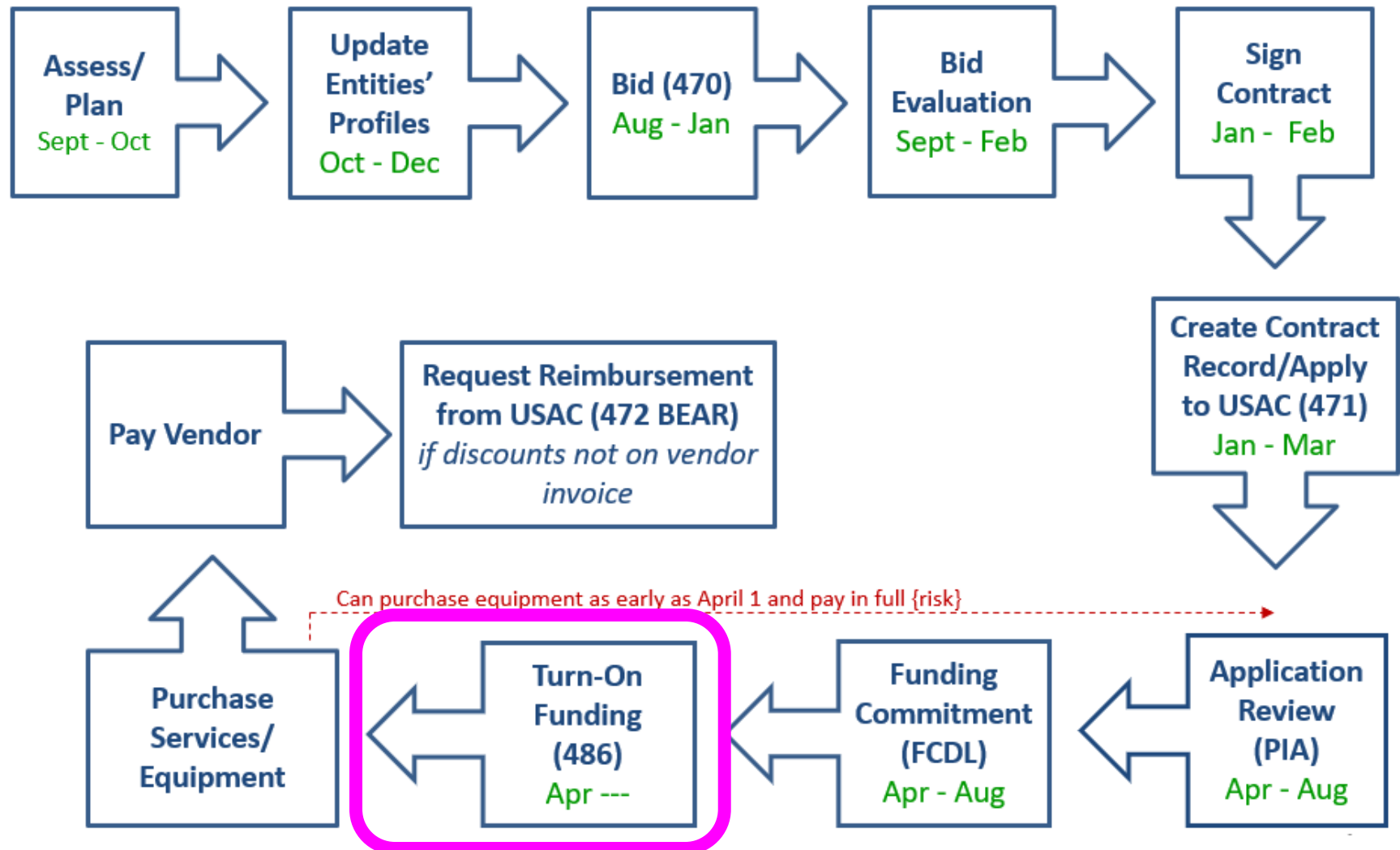
- Funding “waves” are released weekly (usually waves issued on Thursdays)
 - Goal is to have all “workable” applications funded by Sept 1
- FCDLs e-mailed to Form 471 contact and EPC AA
- Gives approval decisions of each funding requests (FRNs) on Form 471
- Can appeal within 60 days if you don’t agree with their decision
 - Appeal to USAC first
 - Can then appeal to the FCC if USAC denies



Watch PA E-rate listserve for weekly wave notices!



Step 9: Filing the Form 486



Step 9: Form 486

Form 486 Receipt of Services Form

- Informs the SLD that services have (or will) **start**, and
- Informs the SLD that your school or library is **CIPA** compliant
- Can only be filed after the FCDL has been issued
- Neither BEAR and Vendor invoices can be paid until the Form 486 has been submitted and approved
 - Approval is usually instantaneous unless you check a wrong box
 - Most vendors will not discount bills or order equipment until the Form 486 has been submitted
- Form 486 is **very** simple! Almost all data fields pre-populated



Deadline: 120 days after FCDL date or October 28, whichever is later

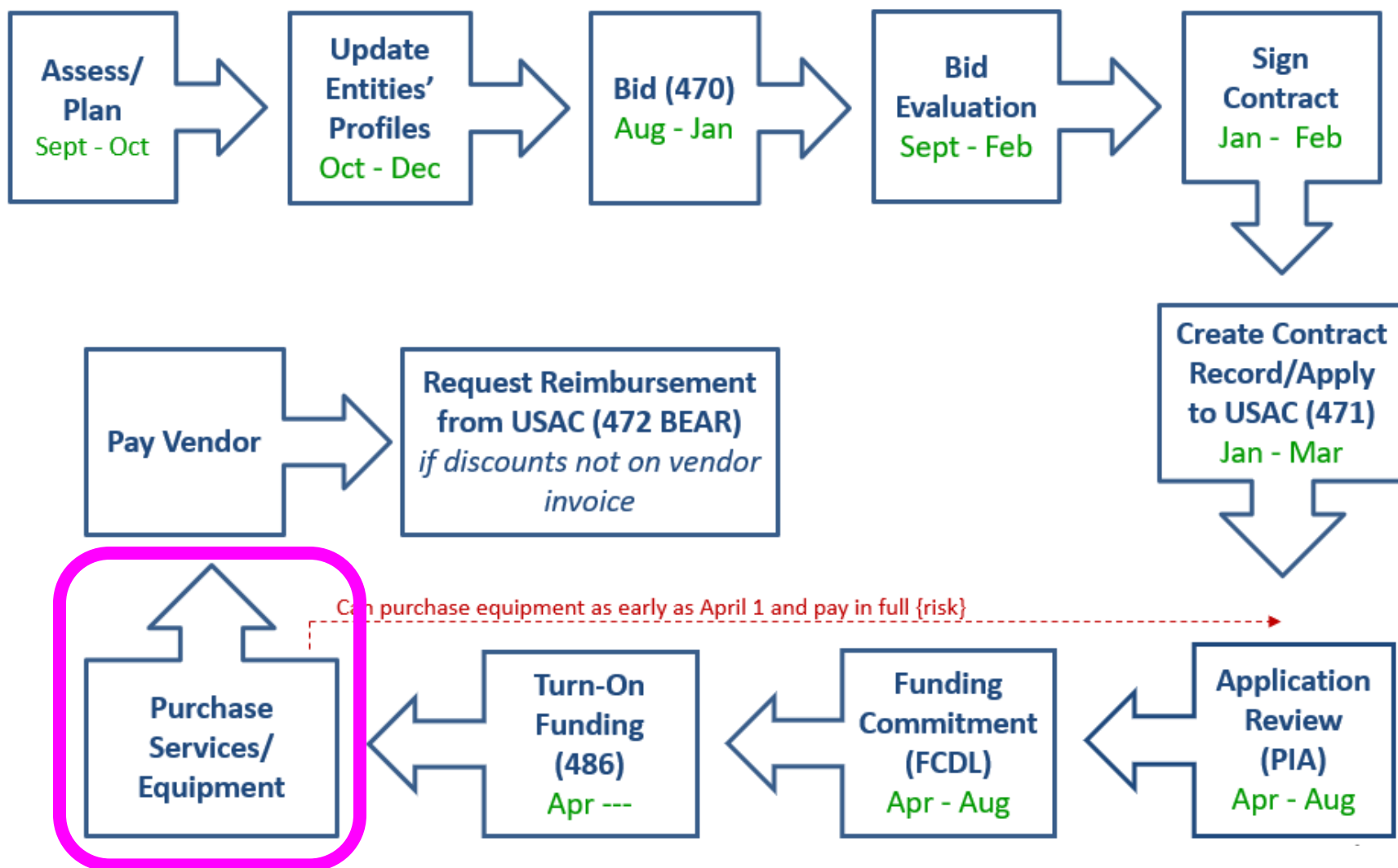
- Can be filed immediately after FCDL received, even before July 1
- USAC will deduct 1-month's funding for each month the form is late

CIPA Requirements

Any school or library receiving either Internal connections or Internet access must, OR ECF funding for internet access must...

- Filter Internet access on all school/library-owned devices
 - Regardless of how they were funded
- Have an Internet Safety Policy that addresses required elements
 - Policy must have been adopted after public hearing
- Schools' (not libraries) Internet Safety Policies must include "...
educating minors about appropriate online behavior, including interacting with other individuals on social networking websites and in chat rooms and cyberbullying awareness and response."
 - This means that schools are required to teach online safety to students as a prerequisite to receiving E-rate funding
- Recipients only receiving telecommunications services are exempt from E-rate CIPA compliance
- Consortium members submit Form 479 to consortium leader certifying compliance in order for consortium lead to submit Form 486

Step 10: Receiving Services/Equipment



- Category 1 services must be delivered between July 1 – June 30
- **Installation** may occur as early as January 1 or contract signing date, whichever is later
 - Services may not BEGIN until July 1

FUNDING YEAR 2022 APPLICATION CYCLE																														
		FY 2022 - Non-Recurring Services/Equipment Purchases - April 1, 2022 - Sept 30, 2023																												
		FY 2022 - Recurring Services - July 1, 2022 - June 30, 2023																												
Form	Description	Sept 2021	Oct 2021	Nov 2021	Dec 2021	Jan 2022	Feb 2022	Mar 2022	Apr 2022	May 2022	June 2022	July 2022	Aug 2022	Sept 2022	Oct 2022	Nov 2022	Dec 2022	Jan 2023	Feb 2023	Mar 2023	Apr 2023	May 2023	June 2023	July 2023	Aug 2023	Sept 2023	Oct 2023	Nov 2023	Dec 2023	Jan 2024
470	Competitive Bidding Window (min. 29 days)	July 1, 2021 - Mid February 2022																												
AW	Administrative Window (EPC Profile Updates)		Oct - Mid Jan. 2022																											
	Newly Signed Vendor Contracts Uploaded to EPC																													
471	Funding Request Application Window					Mid Jan - Late Mar. 2022																								
PIA/ FCDL	PIA Review/Funding Decision Letters (FCDL) Issued								April 2022 - Sept 1, 2023																					
486	CIPA Certification/Turn on Funding																													
472	BEAR Deadline - Recurring Services																										Oct 28			
	BEAR Deadline - Non-Recurring Services																													Jan 28

Category 2 Delivery Timeline

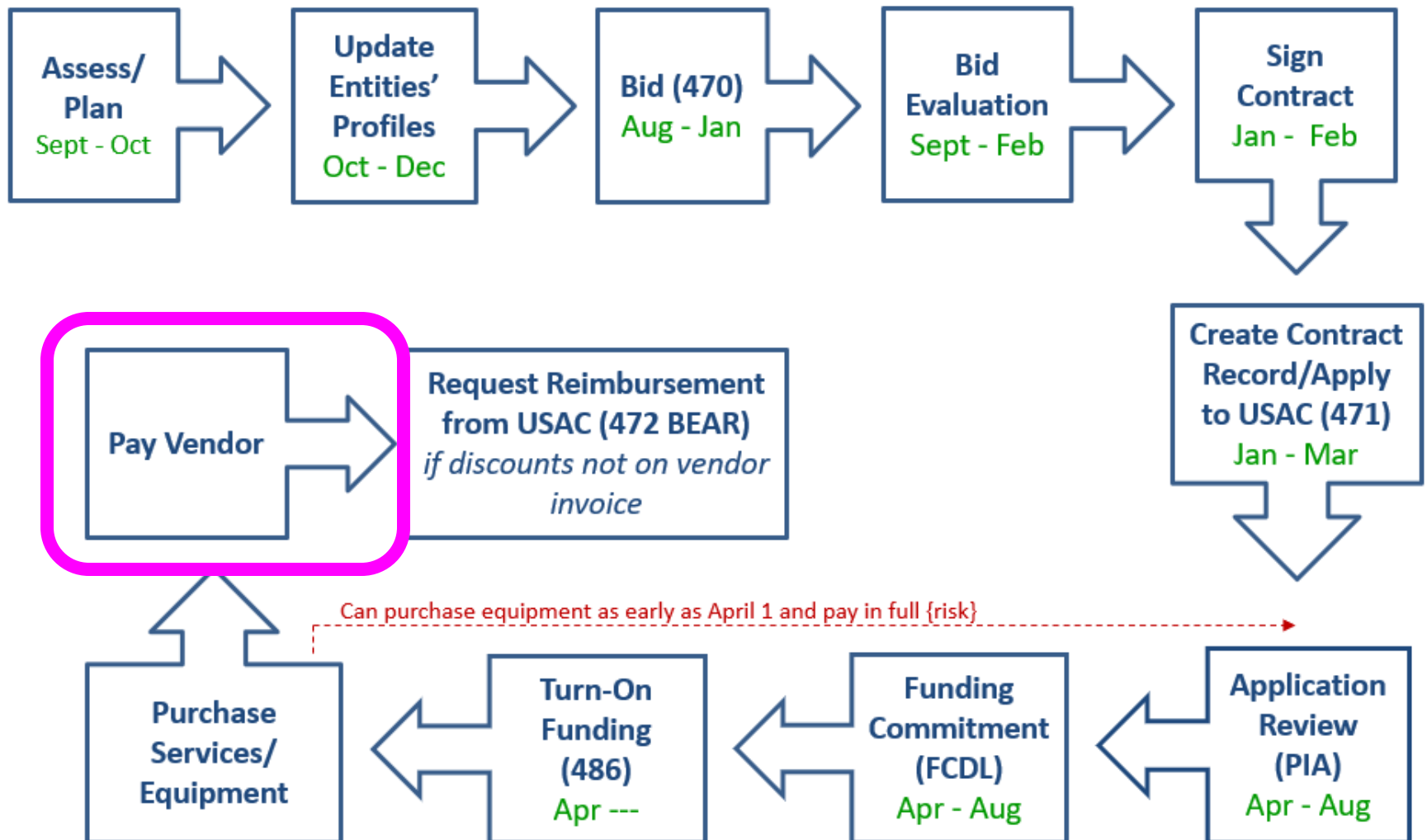
- C2 equipment may be purchased/installed anytime after April 1 (3 months before funding year begins)
- Equipment must be installed before September 30 (3 months after funding year is complete)
 - Even if installation isn't included on the FRN
 - Can request 1-year extension if request is made before September 30

FUNDING YEAR 2022 APPLICATION CYCLE																															
FY 2022 - Non-Recurring Services/Equipment Purchases - April 1, 2022 - Sept 30, 2023																															
FY 2022 - Recurring Services - July 1, 2022 - June 30, 2023																															
Form	Description	Sept 2021	Oct 2021	Nov 2021	Dec 2021	Jan 2022	Feb 2022	Mar 2022	Apr 2022	May 2022	June 2022	July 2022	Aug 2022	Sept 2022	Oct 2022	Nov 2022	Dec 2022	Jan 2023	Feb 2023	Mar 2023	Apr 2023	May 2023	June 2023	July 2023	Aug 2023	Sept 2023	Oct 2023	Nov 2023	Dec 2023	Jan 2024	
470	Competitive Bidding Window (min. 29 days)	July 1, 2021 - Mid February 2022																													
AW	Administrative Window (EPC Profile Updates)	Oct - Mid Jan. 2022																													
	Newly Signed Vendor Contracts Uploaded to EPC																														
471	Funding Request Application Window						Mid Jan - Late Mar. 2022																								
PIA/ FCDL	PIA Review/Funding Decision Letters (FCDL) Issued									April 2022 - Sept 1, 2023																					
486	CIPA Certification/Turn on Funding																														
472	BEAR Deadline - Recurring Services																										Oct 28				
	BEAR Deadline - Non-Recurring Services																													Jan 28	

Category 2: Purchasing Reminders

- ✓ Create and Maintain Asset Inventory
 - All audits require this to be submitted
 - Sample: <http://e-ratepa.org/wp-content/uploads/2014/03/Asset-Register-Sample.xlsx>
- ✓ Only purchase exact equipment that was approved on 471
 - If equipment is different, seek a **Service Substitution** from USAC
- ✓ Keep everything
 - E-rate rules now require you to keep all documents related to procurement, purchasing, discount calculations, invoicing for 10 years from the last date to receive service or service delivery deadline, whichever is later

Step 11: Paying for Services/Equipment

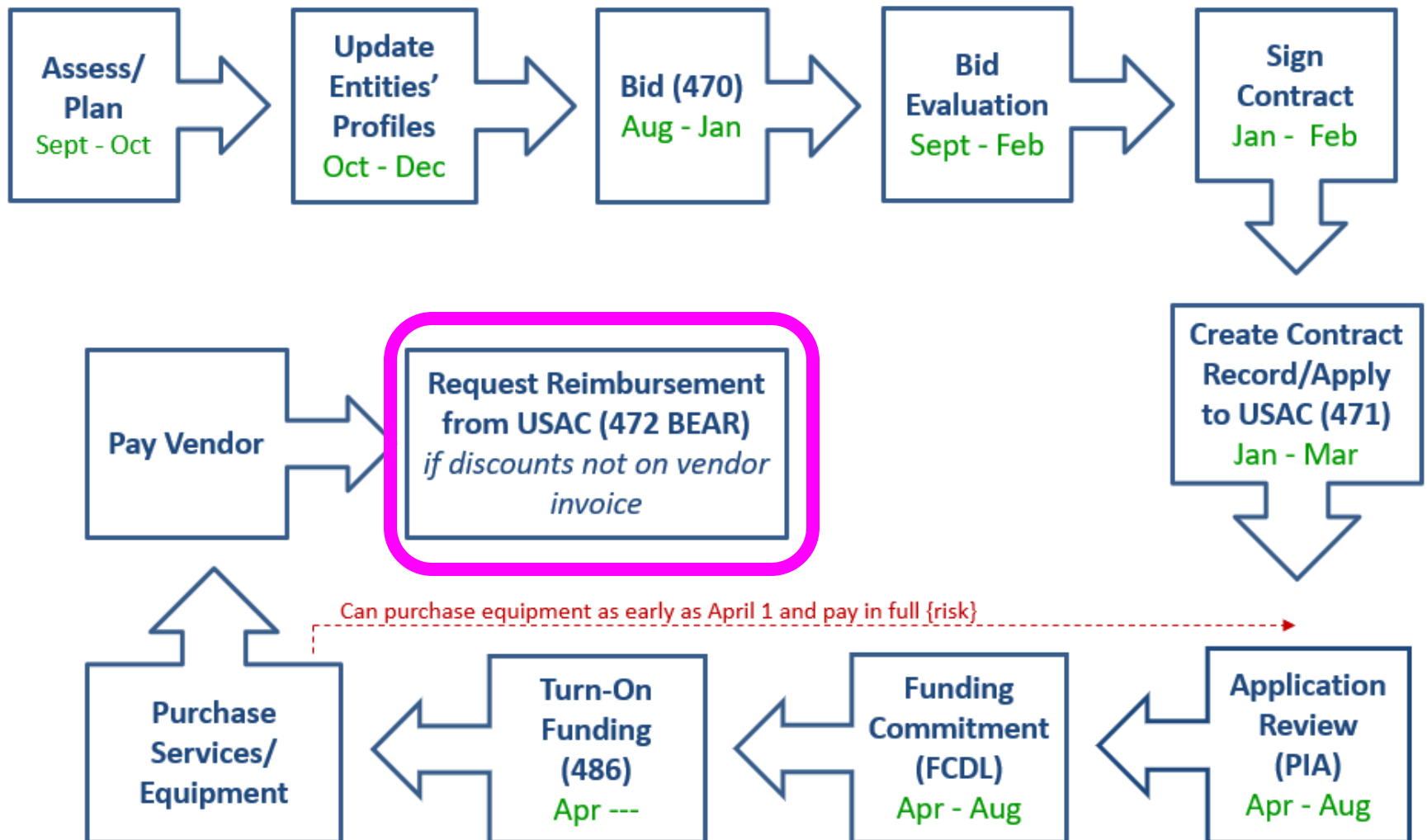


Paying for Equipment/Services

- Applicant's choice
 - **Discounts** on bills (vendor invoices USAC)
 - or*
 - **Reimbursement** process (applicant pays bills in full, then invoices USAC)
- Must select one or the other for entire year for each FRN
- Vendors often have additional form to complete so they know exactly which option is selected, and which account # to discount
- If you want discounted bills, notify your vendor after contract signing, as soon as you are funded
- Applicants must always pay their non-discounted share
- Rules require it will be paid within 90 days of receiving service/equipment
 - Even if vendor is delayed in sending invoice



Step 12: Requesting Reimbursements



Reimbursement Method - BEAR

- If applicant pays the vendor invoice in full, applicant submits Form 472 – BEAR Form to USAC for reimbursement
 - Quarterly, semi-annually, or at end of year (for recurring services)
 - Complete one BEAR for each SPIN
- Must be set up in EPC to file BEAR
- Calculated based on eligible charges on actual bills

Deadline:

- October 28 (following close of funding year) for recurring services;
- January 28 for non-recurring services/equipment
- Can request 1 extension if request is submitted by original invoice deadline

Reimbursement Method - BEAR

- USAC approves BEAR and sends payment to applicant's bank account via EFT
- Payments:
 - Payments made on Mondays and Thursdays
 - *Remittance* contact receives e-mail notification
 - *Form 486* contact receives paper BEAR notification
- Bank account info submitted on Form 498
 - Only submitted once
- To determine if you have an approved Form 498:
 - Log into EPC > Records > Form 498s > Click on 498 if one is showing to see the Status
 - If no 498 is showing, then there isn't one on file with USAC



What's Next? Get Started Now!

- Do you need to file Form 470?
 - The only reason you wouldn't is:
 - If you are using CABIO bidding exemption
 - If you are under a multi-year contract that was previously bid with a Form 470
 - You already filed a Form 470 for this year
- File Form 471 by March 22 to request discounts after contract is signed

Where to Go For E-rate Help

- **USAC's Client Service Bureau (CSB)**
 - E-rate “Help Desk” where applicant & service providers can get answers to questions
 - Call **888-203-8100**
 - Submit a ‘Customer Service Case’ in EPC
- **PA E-rate Coordinator**
 - E-mail jtschell@comcast.net
 - Attend webinars!
 - Read listserve messages!
 - www.e-ratepa.org
 - **Helpful Documents:** http://e-ratepa.org/?page_id=754
 - **Training:** http://e-ratepa.org/?page_id=745

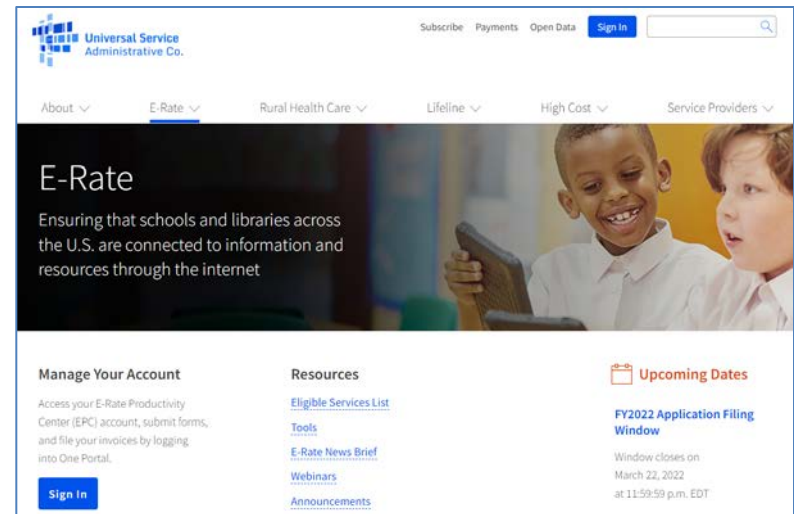


That's All!

Any questions?



The screenshot shows the 'E-rate in Pennsylvania' website. The header includes the logo and navigation links: 'What is E-rate' and 'Lisserve Archive'. A main banner features a teacher and students with the text 'Need E-rate training?'. Below the banner, there are three columns of content: 'Newest Lisserve Messages' with links to account changes, funding commitments, and webinars; 'Featured' with links to PDE, SLD, E-Rate 2.0, and USAC; and 'New to E-rate?' with links to current listservs, registration, and funding requests. A 'Site tools' section is also present. The footer contains a list of links for various services and a home button.



The screenshot shows the 'Universal Service Administrative Co.' website. The header includes the logo, navigation links (Subscribe, Payments, Open Data, Sign In), and a search bar. A main banner features a child with a tablet and the text 'E-Rate Ensuring that schools and libraries across the U.S. are connected to information and resources through the internet'. Below the banner, there are two columns of content: 'Manage Your Account' with a 'Sign In' button and 'Resources' with links to services, tools, news, and webinars. An 'Upcoming Dates' section on the right highlights the 'FY2022 Application Filing Window' closing on March 22, 2022.