

Guide to Updating Category 2 Budget Data & Requesting Replacement Budget for FY 2025



Prepared by Julie Tritt Schell
PA E-rate Coordinator
for the Pennsylvania Department of Education
October 2024
www.e-ratepa.org


Category 2 Budget Calculation Data

- Schools can use different enrollment figures for their Category 2 budget calculations than what is used in the discount calculation data
- Then, in future years that C2 enrollment data will remain the same unless the enrollment increases in which case they can update the data to claim a higher Category 2 budget for the remainder of the current C2 budget cycle (FY 2021 – FY 2025)
 - However, if the enrollment decreases, schools are not required to make any adjustments and the higher enrollment data (and higher C2 budget) will remain


Where to Update C2 Enrollment Data

- Schools enter their Category 2 enrollment data in a new location in EPC – at the bottom of their School District’s Manage Organization page in a new section called “Category Two (C2) Budget Information”
 - In this section, districts can enter their district-wide enrollment total, or their school-level enrollments
 - Data entered on a school’s EPC profile will NOT be transferred to the C2 budget page
- *Why would a district want to update enrollment at the school building level instead of using the aggregate district-level enrollment? \$\$\$*
 - If a district has 10 or fewer schools, and any of those schools has fewer than 150 students, it will be advantageous for the district to enter enrollment data by school so the EPC system will use the “hybrid” method of calculating C2 budgets, thus giving the district a higher budget
 - Districts with 11 or more schools are not eligible to use the hybrid method and have no reason to consider entering their enrollment data by school

Updating C2 Budget Profile

News Tasks (2) Records Reports Actions  Appian

My Applicant Landing Page



Training
**Universal Service
Administrative Co.**

Welcome, THE BEST SCHOOL DISTRICT - (PARENT ENTITY)

[Funding Request Report](#) | [FCC Form 470](#) | [FCC Form 471](#) | [FCC Form 486](#) | [Appeal](#) | [IDD Extension](#) | [FCC Form 500](#) | [SPIN Change](#) | [Service Substitution](#) | [Manage Users](#) | **[Manage Organizations](#)** | [USAC Website](#) | [Contact Us](#) | [Help](#)

Updating C2 Budget Profile

Manage Organizations

Existing Organizations

<input checked="" type="checkbox"/>	Billed Entity Name	City	State
<input checked="" type="checkbox"/>	THE BEST SCHOOL DISTRICT - (PARENT ENTITY)	Springfield	PA

CANCEL

MANAGE ORGANIZATION

Updating C2 Budget Profile

Scroll to the bottom of this page until you see this:

Modify An Organization

Name *
THE BEST SCHOOL DISTRICT - (PARENT ENTITY)

Organization Type
Applicant

Physical Address

Address Line 1 *
100 Main Street

Address Line 2
Apt 2

City *
Springfield

State *
PA

Zip Code *
19064

Zip Code Extension

County *
Please select a County

Please ensure that the address, city, state, and zip code are correct

Mailing Address

Mailing address is the same as physical address.

Category Two (C2) Budget Information

C2 Budget Information Section

This is the section you're looking for on the Manage Organization Page

Category Two (C2) Budget Information

We calculate your Category Two budget and your discount rate separately, and so we collect separate numbers for each. You are allowed to re-use your Category Two student count from year to year within a Category Two budget cycle, so this number needs to be updated less frequently than the student count for your discount rate.

How does the district report its student count for Category Two budget? ⓘ *

- One number for my whole district
- A number for each school in the district

Sum of Student Counts of all Schools in the District

5761

School Information

Entity Number or Name

--Please enter an entity name(at least 3 characters) or an entity number--

APPLY FILTERS

CLEAR FILTERS

Entity Number	Entity Name	Total Students for C2 budget	Is the student count estimated? ⓘ	Eligible for C2 budget?	
109	Plainfield Elementary School	349	N/A	✓	EDIT
10597	Gallaudet Elementary School	234	N/A	✓	EDIT

How to Enter C2 Enrollment Data

A) Select **“One number for my whole district”** if:

- 1) No schools have < 150 students, or
- 2) There are more than 10 schools in district

... then enter the district-wide student enrollment in the text box

How does the district report its student count for Category Two budget? ? *

One number for my whole district

A number for each school in the district

District Student Count *

B) Select **“A number for each school in the district”** if:

- 1) At least one school has < 150 students, and
- 2) There are more than 10 schools in district



... then enter each school’s enrollment data in the fields below

How does the district report its student count for Category Two budget? ? *









One number for my whole district

A number for each school in the district

If Entering Enrollment by School (B)

Entity Number	Entity Name	Total Students for C2 budget	Is the student count estimated? 	Eligible for C2 budget?	
109	Plainfield Elementary School	115	N/A		<input type="button" value="EDIT"/>

Click 'EDIT' and the enrollment field becomes editable.

Entity Number	Entity Name	Total Students for C2 budget	Is the student count estimated? 	Eligible for C2 budget?	
109	Plainfield Elementary School	<input type="text" value="115"/>	N/A		<input type="button" value="UPDATE"/>
10597	Gallaudet Elementary School	227	N/A		<input type="button" value="EDIT"/>
10598	Boone Middle School	344	N/A		<input type="button" value="EDIT"/>
10599	Franklin High School	555	N/A		<input type="button" value="EDIT"/>
10600	Bluford Middle School	1234	N/A		<input type="button" value="EDIT"/>
10601	Guggenheim Elementary School	456	N/A		<input type="button" value="EDIT"/>
10602	Anderson Elementary School	1234	N/A		<input type="button" value="EDIT"/>

Enter the enrollment data, then click 'UPDATE.'

Don't Forget to 'Submit'

- After entering the district-wide enrollment or the school building enrollment data, be certain to click the Submit button at the bottom of the page:



SUBMIT

- If the data isn't 'submitted,' it won't be captured by the system and used to calculate your C2 budget

Alternative Method of Entering C2 Data

- If using option B (entering enrollment by school), and if also updating each school's enrollment and NSLP data for the year, applicants can update their C2 enrollment at the bottom of each school's EPC profile page
 - This data is then updated on the district's Manage Organization page for that school
 - Entering the enrollment in the discount calculation section will NOT update the C2 enrollment data
 - Those two datasets are not linked

How to See Updated C2 Budget \$

- Use USAC's C2 Database at: <https://opendata.usac.org/E-rate/E-rate-C2-Budget-Tool-FY2021-/8z69-hkn7>
- Updated nightly
- Use filters and enter Billed Entity Number (BEN)

The screenshot shows the 'Filters' panel on the left with the 'BEN' filter selected. A red dashed arrow points from the 'BEN' dropdown to the search input field in the 'BEN 15' panel on the right. The search input contains '125326'. Below the search input, the 'SELECTED VALUES' section shows '125326' with a close button. The 'VALUE MOST COMMON TO LEAST COMMON' section lists '10005', '100072', and '100124'. A red dashed box highlights the 'Apply' button at the bottom right of the search panel. To the right of the search panel, the text 'C2 Budget' is written in red, with a red arrow pointing down to the 'C2 B...' column in the table below.

BEN	Bille...	City	State	Appl...	Cons...	C2 B...	Child...	C2 B...	Full T...	Libra...	Scho...	Libra...	C2 B...
125326	ALBERT G...	UNIONTO...	PA	School DI...	Intermedi...	FY2021-2...	8	Per Site B...	3,317		\$167.00		\$553,939...

Requesting a C2 Budget Recalculation

- After the enrollment has been updated for the school district, or individual schools, return to the EPC Landing Page, and select the name of the district:



- Then select Category 2 Budget:

[Records](#) / [Applicant Entities](#)

#108 - THE BEST SCHOOL DISTRICT - (PARENT ENTITY)

[Summary](#) [Customer Service](#) [Modifications](#) [Additional Information](#) [Discount Rate](#)

[Contracts](#) [FCC Forms](#) [FRN Appeals](#) [News](#) [Related Actions](#)

Category Two Budget

Requesting a C2 Budget Recalculation

- You will see the C2 budget information for your entity.

Category Two Budget Status

Category Two Budget information presented below reflects data starting in FY2016.

∨ 2021 - 2025

∨ 2021 - 2023 (Budgeted Entity)

> Show column definitions

Budget Status	Budget	Total In-Review Requested Costs	Total Committed Costs	Total In-Review Requested and Committed Costs	Remaining Budget	
Preliminary	\$1,085,834.00	\$247,655.65	\$0.00	\$247,655.65	\$838,178.35	Hide Details

Your student count has changed relative to the count used to establish your existing C2 budget. To request a replacement C2 budget in 2024, click [Request Replacement C2 Budget](#).

- If your data has changed, there will be a **statement** below the data where you will request the C2 Replacement Budget
- Select 'Request Replacement C2 Budget' and you will be taken to a page showing what your C2 budget WAS and what you are requesting your C2 budget be modified to. If you agree with the data click on the blue REQUEST REPLACEMENT BUDGET link

REQUEST REPLACEMENT BUDGET