

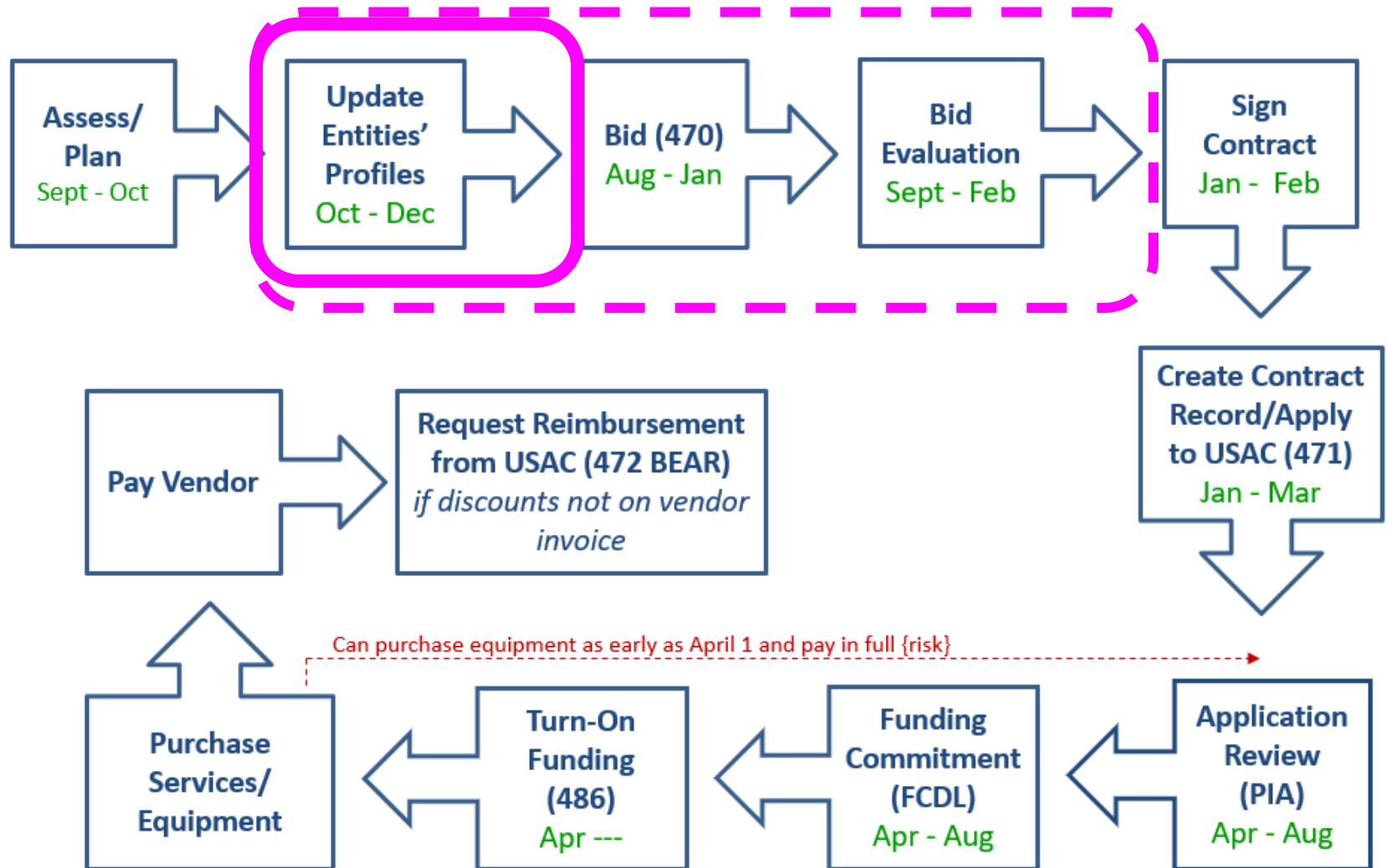
Guide to:

- Updating Discount Calculation Data
 - Updating Category 2 Enrollment
 - Updating Library Square Footage
 - Requesting Category 2 Replacement Budget
 - Locating Category 2 Budget Amounts
-



Prepared by Julie Tritt Schell
PA E-rate Coordinator
for the Pennsylvania Department of Education
October 2024

You are here in the FY 2025 E-rate process:



Purpose of this Guide:

This Guide has multiple purposes:

- Demonstrate how schools update their enrollment/NSLP data in each school's EPC profiles for the purpose of calculating their E-rate discount for the upcoming funding year – [slide 7](#)
 - Libraries do not enter discount-rate data; their Form 471s will automatically pull the discount data from the public school district in which they are located
- Demonstrate how schools update their Category 2 enrollment data – [slide 19](#)
 - Note: libraries enter square footage data instead of enrollment data
- Demonstrate how libraries update their square footage data – [slide 30](#)
- Demonstrate how schools and libraries request a Category 2 Replacement Budget – [slide 36](#)
- Demonstrate where to see the updated Category 2 budget information – [slide 38](#)

What is the Admin Window?

- Every year, schools must update their EPC profiles during the 2-3 month “Admin Window” to reflect new data for the upcoming funding year
 - Admin Window for FY 2025 opened in October 2025 and will close in early January 2025
- What must be updated?
 - Discount calculation data (enrollment and NSLP/CEP% data) in each school’s EPC profile
 - Category 2 enrollment data (if increased from prior year)
- Form 471 pulls this data from schools’ and libraries’ EPC profiles to calculate appropriate discount rates for the upcoming funding year
 - No enrollment/NSLP data is actually inputted into the actual Form 471
 - Library data is derived from the NSLP eligibility of the school district in which the main library is located
 - Consortia 471s will automatically pull the discount data from each consortia member’s EPC profiles

Updating Data after Admin Window

- After the Admin Window closes in early January, the EPC profile data will be “locked down” and the Form 471 window will open
 - It is not be possible to update this data in EPC after the Admin Window closes because that data will be linked to active library and consortia applications
 - If new schools open after the 471 window opens, call USAC at 888-203-8100 and they will try to figure out a work-around in these rare situations
 - Corrections can be made to data by using the RAL Correction Process after the Form 471 has been submitted
 - PIA will review the RAL correction during the application review
 - Not ideal and likely will delay the approval of your application

Where to Obtain Enrollment/NSLP Data

- Schools typically use the enrollment/NSLP data submitted to the Dept. of Education on their October NSLP Claim Form
 - Although you can use more recent data, the official DOE data is what USAC's PIA team uses to validate your data
 - If you use different data or don't participate in NSLP, be prepared to justify that data during your PIA review
- In mid-December, PDE releases the "draft enrollment/NSLP data" that schools submitted in the PEARs system in October 2024
 - Schools technically have until December 30, 2024 to update this data with PDE
 - Schools that no longer participate in the NSLP program will not have data in this report, but must still provide the NSLP eligibility data in their EPC profiles
 - Draft report also contains CEP % for schools that are CEP schools

UPDATING DISCOUNT DATA IN SCHOOL PROFILES



Where to Modify Enrollment/NSLP Data in EPC

From your Landing Page...

My Applicant Landing Page



Training
Universal Service
Administrative Co.

Welcome, **THE BEST SCHOOL DISTRICT - (PARENT ENTITY)**

Step 1: Click on a district's name to see their profile data

Step 2: Click "Discount Rate" to see a list of schools for your entity

Records / Applicant Entities

#108 - THE BEST SCHOOL DISTRICT - (PARENT ENTITY)

Summary Customer Service Modifications Additional Information **Discount Rate** Category Two Budget

FRN Appeals News Related Actions

Opening Each School's EPC Profile

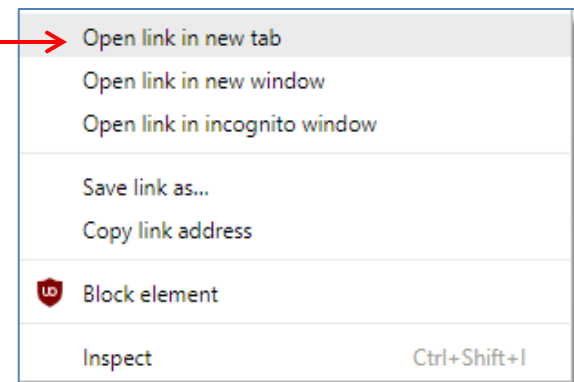
Step 3: Click "Show Entities" and the list of schools will appear (not NIFs)

School District Full-time Enrollment	School District NSLP Count
5761	4820

[SHOW ENTITIES](#)

Entity Details	
Organization	BEN
Plainfield Elementary School	109
Gallaudet Elementary School	10597
Boone Middle School	10598
Franklin High School	10599
Bluford Middle School	10600
Guggenheim Elementary School	10601
Anderson Elementary School	10602

Step 4: Right Click on each school name and select "Open link in new tab." Do this consecutively for each school name on the list. This will create a tab at the top of your browser – one for each school.



Editing Each School's EPC Profile

Step 5: Click on the tab for the first school, and then click "MANAGE ORGANIZATION" to open the "editable" version of the page.



The screenshot shows a web browser with multiple tabs. The active tab is '#109 - Plainfield E'. The browser address bar shows the URL 'portal-training.usac.org/suite/tempo/records/item/IMB0YLZsM4yuY0N6bx2pGHWU-FkqFcd37sG3MvQkUvoA8_8GUqJVlv2ULESBxPxY11k_5erAycPH054qmWqBLJAwXUXekpCiMfW0dxxXIC'. The page has a blue navigation bar with 'News', 'Tasks (2)', 'Records', 'Reports', and 'Actions'. Below the navigation bar, the page title is 'Records / Applicant Entities' and the main heading is '#109 - Plainfield Elementary School'. A 'MANAGE ORGANIZATION' button is highlighted with a red box. Below the heading, there are several tabs: 'Summary', 'Modifications', 'Additional Information', 'Category Two Budget', 'Contracts', 'FCC Forms', 'News', and 'Related Actions'.

Edit the School's Profile Data: NON CEP Schools

Step 6: Scroll down the page to the Enrollment and NSLP data and update.

Enter Enrollment Data

Number of Full Time Students *

349

Community Eligibility Program (CEP)? *

Yes

No

Enter NSLP Eligibility Data

Total Number of Students Eligible for National School Lunch Program (NSLP) ? *

319

Alternative Discount Method *

None

Indicate if an alternative discount mechanism was used to calculate the number of students eligible for NSLP

Edit the School's Profile Data: CEP-Participating Schools

Step 6: Scroll down the page to the Enrollment and CEP % data and update.

Enter Enrollment Data

Number of Full Time Students *

349

Community Eligibility Program (CEP)? *

Yes

No

Select "Yes" under CEP? Then enter CEP % and select Base Year from PDE File

Total Number of Students Eligible for National School Lunch Program (NSLP) ⓘ *

309

CEP Percentage *

55.30%

CEP Base Year *

- Select Base Year -

This figure is calculated automatically based on enrollment and CEP% data.

Codes = Optional

- These code fields are all optional. If you try entering data and receive a red error message, just erase the data and submit

State School Code
106172003
State LEA Code
NCES Public State Code
NCES Public District Code
NCES Public Building Code
FCC Registration Number ?
0012722211

Modification Nickname Action Required

- After you “submit” the updated data, the system will ask you to give the modification a nickname

Organization Modification Nickname

All changes to your organization can be seen on the Modifications page found in the menu on your left under Modifications. Please enter a short description of the modification made in the field below.

Modification Nickname *

- You can simply click the space bar to proceed to Submit

Returning to the List of Schools

- To update the next school's data, click on the next tab, then 'Manage Organization' to make the form "editable."

The screenshot shows a web browser with multiple tabs open. The active tab is '#10597 - Gallaudet Elementary School'. The browser address bar shows the URL: portal-training.usac.org/suite/tempo/records/item/IUB0YLZsM4yuY0N6bx2pGHWU-FkqFcd37sG3MvQkUvoA8_8GUqJVlv2ULESBxPxYI1k_5erAycPH054qmWm7pGGm69HxVGerzNANsBpMT. The website has a blue navigation bar with 'News', 'Tasks (2)', 'Records', 'Reports', and 'Actions'. Below the navigation bar, the page title is 'Records / Applicant Entities' and the main heading is '#10597 - Gallaudet Elementary School'. A 'MANAGE ORGANIZATION' button is highlighted with a red box and a red arrow. Below the heading, there are tabs for 'Summary', 'Modifications', 'Additional Information', 'Category Two Budget', 'Contracts', 'FCC Forms', 'News', and 'Related Actions'. The 'Organization Details' section shows 'Name: Gallaudet Elementary School' and 'Applicant Type: School'.

Reviewing Your Discount Rate

Step 7: After you've updated the data for each school, return to the first tab, which will be the Discount Rate page. Click on Discount Rate again for the discounts to update

Step 8: Ensure your data is accurate

- If they do not match the totals you have, click on “SHOW ENTITIES” to determine where the inaccurate data exists

Summary Customer Service Modifications Additional Information **Discount Rate** Contracts FCC Forms
FRN Appeals News Related Actions

Requested Discount Rate - DU BOIS AREA SCHOOL DISTRICT (BEN: 125407) - FY2017

More than 50 percent of your individual schools must be rural for the school district to be considered rural.

This discount rate has not been approved for the current year

School District Full-time Enrollment	School District NSLP Count	School District NSLP Percent	School District Urban/Rural Status	Category One Discount Rate	Category Two Discount Rate	Voice Discount Rate
3575	1890	53%	Rural	80%	80%	

[SHOW ENTITIES](#)

Reviewing Your Discount Rate

- If you receive this message, it means there is data missing from one or more schools in your district

The information in your organization's profile is not sufficient to calculate your Discount Rate.

- Click 'Show Entities' to determine which school(s) have problems

This discount rate has not been approved for the current year

School District Full-time Enrollment	School District NSLP Count	School District NSLP Percent
3575	1890	53%

[SHOW ENTITIES](#)

Entity Details

Organization	BEN	Total Number Of Students Enrolled In School	Total Number Of Students in School Eligible For NSLP
WASSON ELEMENTARY SCHOOL	17255	409	305
DU BOIS AREA MIDDLE SCHOOL	17260	910	
JUNIATA ELEMENTARY SCHOOL	17261	391	179
DU BOIS AREA SR HIGH SCHOOL	17262	1060	446
OKLAHOMA ELEMENTARY SCHOOL	17264	361	149

If a field is blank, this is where the problem exists

Updating School 'Subtypes'

- If one of your schools qualifies as one of the three new school subtypes, and therefore is put into the C2 budget calculation mix, make that designation on that school's EPC profile page:

School Information

School Sub-Type *

Public School
 Private School

Check All That Apply [Show Help](#)

<input type="checkbox"/> Pre-K	<input type="checkbox"/> New Construction School
<input type="checkbox"/> Head Start	<input type="checkbox"/> Swing Space
<input type="checkbox"/> Adult Education	<input type="checkbox"/> Detention Center
<input type="checkbox"/> Juvenile Justice	<input type="checkbox"/> General-Use School
<input type="checkbox"/> Dormitory	<input type="checkbox"/> ESA School
<input type="checkbox"/> Charter School	<input type="checkbox"/> BIE
<input type="checkbox"/> Tribal School	

Is this school part of a school district?
Yes

SCHOOLS: UPDATING CATEGORY 2 ENROLLMENT DATA




Category 2 Budget Calculation Data

- School Category 2 budgets are calculated based on enrollment of the first year the school applies for Category 2 funding within the current C2 budget cycle
- C2 enrollments are not required to be updated each year
- If the enrollment increases and a school is applying for C2 that year, they can update their C2 enrollment data in EPC in order to receive a higher Category 2 budget for the remainder of the current C2 budget cycle (FY 2021 – FY 2025)
 - However, if the enrollment decreases, schools are not required to make any adjustments and the higher enrollment data (and higher C2 budget) will remain
- **Important:** If the school has previously applied for C2 in this budget cycle (FY 2021 – FY 2025), and they are requesting an increased C2 budget, they must request a Category 2 Budget Replacement with USAC to have the updated enrollment validated during PIA review
 - If this is the first year in this C2 budget cycle that a school is seeking C2, no C2 Budget Replacement must be requested


Where to Update C2 Enrollment Data

- Schools enter their Category 2 enrollment data under “Manage Organization” at the bottom of the page in a section called “Category Two (C2) Budget Information”
 - In this section, districts can enter their district-wide enrollment total, or their school-level enrollments
 - Data entered on a school’s discount calculation EPC profile will NOT be transferred to the C2 budget page
- *Why would a district want to update enrollment at the school building level instead of using the aggregate district-level enrollment? \$\$\$*
 - If a district has 10 or fewer schools, and any of those schools has fewer than 150 students, it will be advantageous for the district to enter enrollment data by school so the EPC system will use the “hybrid” method of calculating C2 budgets, thus giving the district a higher budget
 - Districts with 11 or more schools are not eligible to use the hybrid method and have no reason to consider entering their enrollment data by school

Updating C2 Budget Profile

News Tasks (2) Records Reports Actions  Appian

My Applicant Landing Page

 Training
**Universal Service
Administrative Co.**

Welcome, THE BEST SCHOOL DISTRICT - (PARENT ENTITY)

[Funding Request Report](#) | [FCC Form 470](#) | [FCC Form 471](#) | [FCC Form 486](#) | [Appeal](#) | [IDD Extension](#) | [FCC Form 500](#) | [SPIN Change](#) | [Service Substitution](#) | [Manage Users](#) | [Manage Organizations](#) | [USAC Website](#) | [Contact Us](#) | [Help](#)

Updating C2 Budget Profile

Manage Organizations

Existing Organizations

<input checked="" type="checkbox"/>	Billed Entity Name	City	State
<input checked="" type="checkbox"/>	THE BEST SCHOOL DISTRICT - (PARENT ENTITY)	Springfield	PA

CANCEL

MANAGE ORGANIZATION

Updating C2 Budget Profile

Scroll to the bottom of this page until you see this:

Modify An Organization

Name *
THE BEST SCHOOL DISTRICT - (PARENT ENTITY)

Organization Type
Applicant

Physical Address

Address Line 1 *
100 Main Street

Address Line 2
Apt 2

City *
Springfield

State *
PA

Zip Code *
19064

Zip Code Extension

County *
Please select a County

Please ensure that the address, city, state, and zip code are correct

Mailing Address

Mailing address is the same as physical address.

Category Two (C2) Budget Information

C2 Budget Information Section

This is the section you're looking for on the Manage Organization Page

Category Two (C2) Budget Information

We calculate your Category Two budget and your discount rate separately, and so we collect separate numbers for each. You are allowed to re-use your Category Two student count from year to year within a Category Two budget cycle, so this number needs to be updated less frequently than the student count for your discount rate.

How does the district report its student count for Category Two budget? ⓘ *

- One number for my whole district
- A number for each school in the district

Sum of Student Counts of all Schools in the District

5761

School Information

Entity Number or Name

--Please enter an entity name(at least 3 characters) or an entity number--

APPLY FILTERS

CLEAR FILTERS

Entity Number	Entity Name	Total Students for C2 budget	Is the student count estimated? ⓘ	Eligible for C2 budget?	
109	Plainfield Elementary School	349	N/A	✓	EDIT
10597	Gallaudet Elementary School	234	N/A	✓	EDIT

How to Enter C2 Enrollment Data

A) Select **“One number for my whole district”** if:

- 1) No schools have < 150 students, or
- 2) There are more than 10 schools in district

... then enter the district-wide student enrollment in the text box

How does the district report its student count for Category Two budget? ? *

One number for my whole district

A number for each school in the district

District Student Count *

B) Select **“A number for each school in the district”** if:

- 1) At least one school has < 150 students, and
- 2) There are more than 10 schools in district



... then enter each school’s enrollment data in the fields below

How does the district report its student count for Category Two budget? ? *









One number for my whole district

A number for each school in the district

If Entering Enrollment by School (B)

Entity Number	Entity Name	Total Students for C2 budget	Is the student count estimated? 	Eligible for C2 budget?	
109	Plainfield Elementary School	115	N/A		<input type="button" value="EDIT"/>

Click 'EDIT' and the enrollment field becomes editable.

Entity Number	Entity Name	Total Students for C2 budget	Is the student count estimated? 	Eligible for C2 budget?	
109	Plainfield Elementary School	<input type="text" value="115"/>	N/A		<input type="button" value="UPDATE"/>
10597	Gallaudet Elementary School	227	N/A		<input type="button" value="EDIT"/>
10598	Boone Middle School	344	N/A		<input type="button" value="EDIT"/>
10599	Franklin High School	555	N/A		<input type="button" value="EDIT"/>
10600	Bluford Middle School	1234	N/A		<input type="button" value="EDIT"/>
10601	Guggenheim Elementary School	456	N/A		<input type="button" value="EDIT"/>
10602	Anderson Elementary School	1234	N/A		<input type="button" value="EDIT"/>

Enter the enrollment data, then click 'UPDATE.'

Don't Forget to 'Submit'

- After entering the district-wide enrollment or the school building enrollment data, be certain to click the Submit button at the bottom of the page:



SUBMIT

- If the data isn't 'submitted,' it won't be captured by the system and used to calculate your C2 budget

Alternative Method of Entering C2 Data

- If using option B (entering enrollment by school), and if also updating each school's enrollment and NSLP data for the year, applicants can update their C2 enrollment at the bottom of each school's EPC profile page
 - This data is then updated on the district's Manage Organization page for that school
 - Entering the enrollment in the discount calculation section will NOT update the C2 enrollment data
 - Those two datasets are not linked

UPDATING LIBRARY SQUARE FOOTAGE



Category 2 Budget Calculation Data

- Library Category 2 budgets are calculated based on the square footage of the first year the library applies for Category 2 funding within the current C2 budget cycle
- If the square footage increases and a library is applying for C2 that year, they can update their square footage data in EPC in order to receive a higher Category 2 budget for the remainder of the current C2 budget cycle (FY 2021 – FY 2025)
 - However, if the square footage decreases, libraries are not required to make any adjustments and the higher square footage data (and higher C2 budget) will remain
- **Important:** If the library has previously applied for C2 in this budget cycle (FY 2021 – FY 2025), and they are requesting an increased C2 budget, they must request a Category 2 Budget Replacement with USAC to have the updated square footage data validated during PIA review
 - If this is the first year in this C2 budget cycle that a library is seeking C2, no C2 Budget Replacement must be requested
- Libraries enter their square footage data under “Manage Organization” at the bottom of the page

Updating Library Square Footage Data

On your EPC Landing Page, click on your library's name under the USAC logo to reach the 'lightening bolt page', then select 'Related Actions'

News Tasks (1) Records **Reports** Actions

My Applicant Landing Page

Training
Universal Service
Administrative Co.

Welcome, Ind Library 10071!

[Funding Request Report](#) | [FCC Form 470](#) | [FCC Form 471](#) | [FCC Form 486](#) | [Appeal](#) | [IDD Extension](#) | [FCC Form 500](#) | [SPIN Change](#) | [Service Substitution](#) | [Manage Users](#) | [Manage Organizations](#) | [EPC E-Rate Invoicing](#) | [USAC Website](#) | [Contact Us](#) | [Help](#)

Records / Applicant Entities

#4093 - Ind Library 10071

Summary Customer Service Modification **Additional Information** Discount Rate Category Two Budget Contracts

FCC Forms FRN Appeals News **Related Actions**

Updating Library Square Footage Data





Then select 'Manage Organization' from the list

Records / Applicant Entities

#4093 - Ind Library 10071

Summary Customer Service Modifications Additional Information Discount Rate Category Two Budget Contracts

FCC Forms FRN Appeals News **Related Actions**

-  **Create a New User**
This function allows you to create a user for your entity.
-  **Add or Remove Existing Users**
This process allows user to add and remove users from an organization
-  **Manage User Permissions**
This function allows you manage the permissions for one or more users.
-  **Manage Organization**
This function allows you to update information about an entity or BEN.

Updating Library Square Footage Data

On this page, scroll to the bottom of this page until you see this:

News Tasks (1) Records Reports **Actions** appian

Modify An Organization

Name * **Organization Type**
Applicant

Physical Address

Address Line 1 * **Zip Code ***

Address Line 2 **Zip Code Extension**

City * Click the button below to get standard USPS address

County *

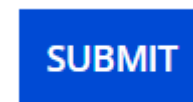


Category Two Budget Information

Square Footage * Enter the updated square footage data for your library here

Square footage must be provided to qualify for Category Two funding.

Then click 'Submit'



Reminders: Library Square Footage

- Independent Libraries: Square footage data should include areas off-limits to the public
- Library Systems: Square footage data must be reported for each branch library and not at the system-level.
 - Square footage will not be entered for separate administrative buildings

How to Validate Square Footage Data:

- USAC will accept official validation e-mail from PDE, a floor plan, video, or walkthrough.

New Libraries or Libraries Under Construction:

- Library buildings under construction can enter square footage for the soon-to-be new library

Bookmobile or Kiosk Square Footage:

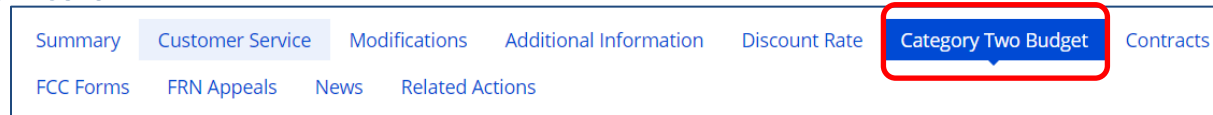
- A bookmobile or kiosk must be listed with some positive square footage in EPC. If not, those entities will not be eligible for Category 2 support

HOW TO REQUEST A CATEGORY 2 REPLACEMENT BUDGET

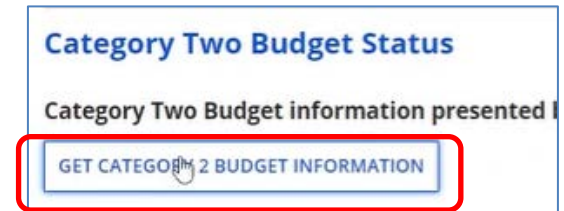


How to Request C2 Replacement Budget

- 1) After updating C2 enrollment data under “Manage Organization,” select “Category Two Budget” tab



- 2) Then select “Get Category 2 Budget Information”



- 3) Then select “Request Replacement C2 Budget”

Your student count has changed relative to the count used to establish your existing C2 budget. To request a replacement C2 budget in 2024, click [Request Replacement C2 Budget.](#)

- 4) Then select “Request Replacement Budget”



--- > USAC also has a good video that shows how to request a C2 Replacement Budget: <https://www.usac.org/video/sl/request-category-two-replacement-budget/index.html>

HOW TO SEE UPDATED CATEGORY 2 BUDGET



How to See Updated C2 Budget \$

- Use USAC's C2 Database at: <https://opendata.usac.org/E-rate/E-rate-C2-Budget-Tool-FY2021-/8z69-hkn7>
- Updated nightly
- Use filters and enter Billed Entity Name or Billed Entity Number (BEN)

The screenshot shows the 'Filters' panel on the left with dropdown menus for State, Applicant Type, City, Billed Entity Name, BEN, and Consulting Firm Name (CRN). A red dashed arrow points from the 'BEN' dropdown to the search bar in the 'BEN 15' panel on the right. The search bar contains 'Search all values' and a magnifying glass icon. Below the search bar, the 'SELECTED VALUES' section shows '125326' with a close button. Underneath, a section titled 'VALUE MOST COMMON TO LEAST COMMON' lists values: '(No value)', '10005', '100072', and '100124'. At the bottom right of the search panel, there are 'Reset' and 'Apply' buttons, with the 'Apply' button highlighted by a red dashed box.

C2 Budget
↓

BEN	Bille...	City	State	Appl...	Cons...	C2 B...	Child...	C2 B...	Full T...	Libra...	Scho...	Libra...	C2 B...
125326	ALBERT G...	UNIONTO...	PA	School DI...	Intermedi...	FY2021-2...	8	Per Site B...	3,317		\$167.00		\$553,939...